


Choosing Your Courses for Grade 9

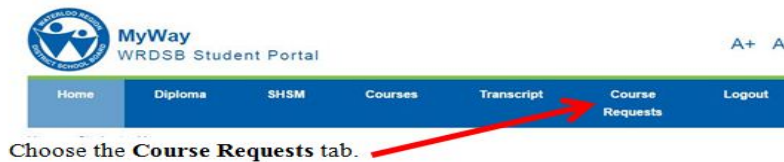
Step by step instructions on how to use the WRDSB online course selection tool called **MyWay**.

Step 1: Go to **MyWay** (<https://myway.wrdsb.ca/>)



Step 2: Login using your **school connect** username and password.

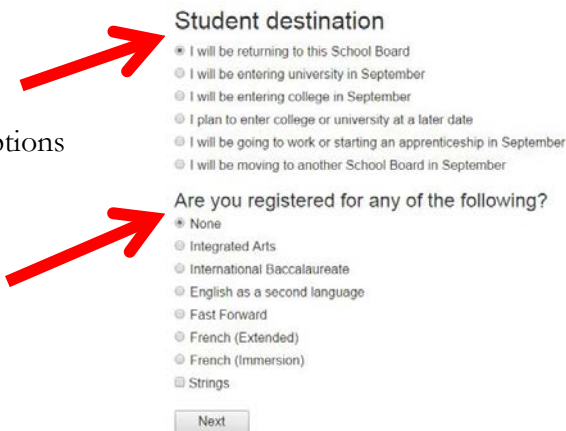
Step 3:



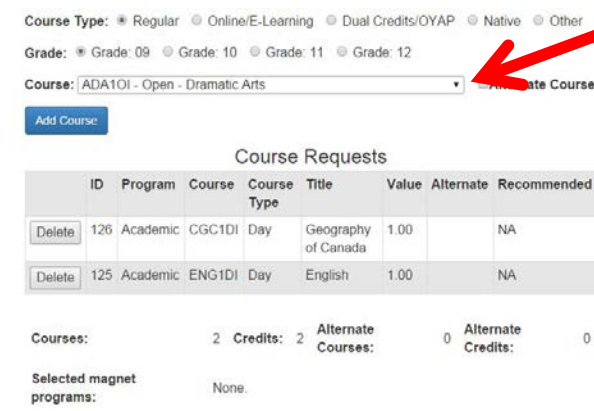
Choose the **Course Requests** tab.

Step 4:

Choose the appropriate options for you.



Step 5:



Choose your courses from the **drop-down menu**.

Click **Add Course**

The course text will turn colour as you choose the recommended courses.

Green: You have chosen the course type (academic, applied, essential) recommended for you.

Yellow: You have chosen a different course type than your teacher recommended.

Red: Contact your teacher for help.

Step 6: Under the menu bar click on “**Printer friendly version**”

Step 7: Print off your **Course Request** sheet and **return** a signed copy to your teacher

Step 8: **Logout** (right side of menu bar)