

Fun Facts from the Empire Library

The school will be participating in the Forest of Reading program January to April. It will be starting soon. Watch and listen for details!

611: Student users of the library.

664: Number of books students have signed out as of January 8.

220: "Franklin's Christmas Gift" is the most signed out book in the library - signed out 220 times.


The library includes:

16 copies of Diary of Wimpy Kid books in English and French.

111 picture books with cats as characters.

50 different books about trucks, including early readers, fiction, non-fiction, picture and French books.


1 copy of the book Guinness World Records 2020



By Mrs. R. Thompson, Library Clerk

Answers to the Riddles from the School Funnies Page

1. I am the Grinch.
2. I am an ugly sweater.
3. I am snow.



At Empire we show **Acceptance** by being KIND to one another. Abdelrahman and Max from Mrs. Crawford's class are working on a school wide Kindness Project. Students in each class have been nominated by their teachers and/or classmates for showing Kindness.

You can show kindness by:

- offering someone a compliment
- asking someone to play
- smiling at someone in the hallway
- opening a door for someone

Can you think of other ways to be KIND?

Look for your name on the list of nominees. The list is posted outside the library by our Be the I in KIND banner.



The "I" in Kind project will continue into the Spring. Stay tuned! Photos and videos of nominated students will be taken between January to April. Choose to be KIND!

School News by Ms. J. Gilmour



SOARING EAGLES NEWSLETTER



Empire Public School Newsletter

SOAR Eagles!

By Ms. J. Gilmour

On Thursday December 12th we had our first Spirit Assembly of the year to learn about **SOAR**. Our Student Soar Team taught us about what it means to soar. At Empire we show **Stewardship**, **Optimism**, **Acceptance** and **Resilience** and these qualities help us to soar. Special thanks to the Student Soar Team for all of your hard work in preparing for our assembly. Student Soar Team members are - Erin, Yaffa, Yusuff, Ekamveer, Noah, Maggie, Karmen, Tahmid, Saja, Safi, Nathan, Elsa, Ava, Gharam, Tayba, Caitlyn, Charlotte, Quinn, Kush, Veera, Sean, Nashika and Emil (absent from photo). Along with staff and parents, our Student Soar Team helped to develop our Belief Statement.

At Empire, we show **STEWARDSHIP** as caretakers of our school, our community and our world. We choose to be **OPTIMISTIC**, seeing

the best in ourselves, in others and in our surroundings. At Empire, we show **ACCEPTANCE** by including others, valuing diversity and practicing kindness. We show **RESILIENCE** by bouncing back, believing we are capable and competent to handle the task set before us, even if it is difficult or unfamiliar. At Empire we SOAR!

We even had a special visitor join us - OUR SCHOOL MASCOT. This was our mascot's first visit to our school. Our Empire Eagle joined us in our school cheer. Now we have the task of naming our Eagle Mascot. What do you think the name will be?

We hope that you continue to enjoy our school newsletter. We appreciate any feedback you can offer. If you have ideas or would like to submit an article please email jillian_gilmour@wrdsb.ca or woodm7105@wrdsb.ca.




Funniest Jokes of the Month

as found by Carson Bartscher

The year 2020 is going to be filled with so many puns about perfect vision...I can't wait to see them all.

I've predicted what will happen in the year 2020. You could say I've got 2020 vision.

I can't wait till New Year's Day 2021. Then I can say hindsight really is 2020.



Funny Riddles

by Zion Shadd and Alexander Kyriacou

HEY! Don't forget to look for answers on the last page


1. Who is green and prickly and sits over your presents?
2. Who am I? I am very ugly and I go on you.
3. Who am I? I am very fluffy and I am white.

Special thanks to our newsletter photographers Autumn Barkshire and Suzy Patel for their tremendous photos and to Miles Woodcock for his outstanding efforts in editing our newsletter each month. Way to go team!



The School Funnies

by Julian Lang



Soaring Eagles Club News

By Ekamveer Sokhal



Hello, everyone that is reading the newsletter. Today, I am going to tell you about something that happened at Boys Club and if you have heard the announcements then you know what it is. It is the AIRPLANE COMPETITION! It happened for 2 days on Thursday November, 21, 2019 and Thursday, November, 28, 2019. Two things were being judged - the plane's accuracy and distance. For the first week the top 5 in distance were: 5th place Raphael with 39.5ft; 4th place Nick with 41.5ft; not that far ahead in 3rd place was Soumith with 42 feet; 2nd place

Mohammed with 48 feet and in 1st place was Emery with 57.5ft. That throw by Emery was amazing - it went all the way across the gym and hit

the end. So, that was amazing. On day two in 5th

place was Julian with 48ft. Not far ahead, in 4th place

was Mohamed with 48.5ft. In 3rd place was Soumith

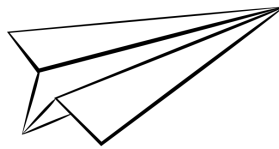
with 49ft. In 2nd place was Charlie with 50ft and in 1st place was Emery with 51ft.

It was his 2nd, 1st place win.

In the accuracy test, there were only 2 people that

made it in the hole. Those people were Mohamed and Emery. Mohamed got it in the 2

point hole and Emery got it in the 1 point hole. Mohamed won the accuracy test but, Emery also won for the sharpest plane. It tore the paper a.k.a made holes in the paper.



Sport of the Month: Throwing Snowballs

By Moira MacLeod, Sports Reporter

A man named Sprott describes a snowball "battle" that occurred early in 1864

involving the Army of Tennessee. Sprott says that the fight started when Strahl's Brigade was attacked by another brigade of Breckenridge's Division, but soon other brigades became involved, and in the end five or six thousand men were engaged. This was the beginning of early documented "snow fights" which eventually evolved into the snowball fights we know today.



Note: Please remember snowball fights are fun, but at school snow stays on the ground. Save your snowball fights for home or after school.

The Benefits of a Calming Corner in Your Classroom

By Quinn Romagnoli and Agatha Phipps

A calming corner is a great place to go when you feel frustrated or mad. A calming corner can be found anywhere you feel calm and relaxed. If you just need to wiggle and squeeze a tool, that is a job for the calming corner!

The tools from the calming corner are different from tools in construction. Some tools in the calming corner are: a tangle, flip pillow, stretchy snakes, books, breathing balls and liquid timer. These tools are all designed to help you calm down.

The benefits of having a calming corner is that sometimes life can feel stressful and frustrating. A calming corner helps by giving you a space to calm down, to be alone and to make your worries fly away.



Going GREEN at School - Thoughts about Climate Change by Ekamveer Sokhal

Climate Change is not a very good thing that is happening in our world but, if we want to we can change. Nobody said that there was no way to stop it. Today I am going to show you how to help: 1. Drink less bottled water 2. When you go shopping with your parents you could bring your own shopping bags 3. You could ride your bicycles to where you need to go 4. You could plant a tree 5. Conserve energy 6. We could do the 3Rs Reduce, Reuse and Recycle 7. We could spread the word about how to stop climate change 8. Become more energy efficient 9. We could vote for the person/party you think would help the most with climate change 10. We could walk to school. These are just some of the ways you could help with climate change. There are hundreds of other ideas.

Soar Eagles Clip Duty Program

By Kristen and Sarah Baghdadi and Isla Sloss

Clip duty is a program we have at school. If you are outside at nutrition break waiting to get in a clip duty volunteer is there to open the door. If you want to come in you can go to a teacher that is on duty and ask for a clip. You come to the door and a clip duty volunteer will answer the door. You can only go in the junior halls to get a drink or go to the washroom. Remember clip duty is not a time for fooling around. If you are late for a club or something else the clip duty helpers will let you in. This is also a reminder that as a clip duty volunteer you have a responsibility, so try not to be late.



Soups On!

By Zaara Mahmud and Carson Bartscher

Who doesn't love a hot mug of soup on a chilly day? Students in Room 7 invited guests to a wonderful Soup Party on Friday December 6th during the afternoon nutrition break. Room 7 was transformed into a beautiful restaurant for the afternoon complete with tablecloths, candles and seating for many happy customers.



We interviewed the students in Room 7 to find out more about the Soup Party. Here's what we found out:

- | | |
|--|-----------------------------------|
| 1. How long did it take you to make the soup? | 20 minutes |
| 2. Did you enjoy it? | Yes |
| 3. What was your favourite part about the party? | eating soup |
| 4. What could improve? | music |
| 5. Will you do it again? | maybe |
| 6. How did the soup taste? | the best soup in the world |
| 7. Why did you make it? | we read a book about soup |
| 8. Were you in groups? | no |
| 9. Did you make it at home or at school? | school |
| 10. Did any of the other classes help you? | No |

How To Make Lentil Soup by Tayba Al Dandal



Today I will teach you how to make lentil soup.

You will need:

red lentils	pepper	salt
black pepper	cucumber	lemon
onion	turmeric	tomato
vegetable broth	cumin	

First you will need to wash the vegetables and cut the vegetables. Don't forget to cut the green part off. Cook the lentils with hot water. You have to be careful and stay beside the oven. Next you put the vegetables in the hot pot to cook the vegetables. Watch the pot so it doesn't

burn. After that you fry the onion and you put cumin and 1 teaspoon of salt in the pot with the vegetables. Finally add the lentils in the pot with the vegetables and hot water and watch to see that it cooks. When you finish you can eat lentil soup and don't forget to share with your friends and your teachers. This is how you make delicious lentil soup. Yum!



