



# The IB Diploma Programme: Graduate destinations survey 2011

Country report  
**Canada**

2012

## Contents

[www.i-graduate.org](http://www.i-graduate.org)

- **Objective and methodology**
- **Section 1** Demographics  
*Profile of respondents and schools*
- **Section 2** Destination of IB graduates
- **Section 3** Entry requirements and application process
- **Section 4** Decision making and interests
- **Section 5** Mobility
- **Section 6** Learning experience and recommendation

## Methodology

[www.i-graduate.org](http://www.i-graduate.org)

### Objective

Improve the recognition of the IB Diploma Programme worldwide by presenting the profile, performance and destinations of IB diploma and certificate candidates in Canada. The global report will cover the US, Mexico, India, the UK, Spain, Australia as well as Canada.

### Methodology

#### Stage 1–Questionnaire design

In cooperation with the IB, a survey instrument was developed to survey Canadian IB graduates. The questionnaire contained six sections plus one follow-up question. The survey obtained confirmation, from students graduating in 2011, of their intended destinations upon completion of their IB Diploma Programme and collected information on: whether students were intending to go onto further education or other destinations, offers received, scholarship offers, final choice of destination as well as intended major. The questionnaire also covered student mobility, their decision-making process and interests as well as their IB learning experiences.

#### Stage 2–Online survey

In May 2011, 129 IB World Schools in Canada offering the Diploma Programme were eligible to register for the survey, of which 77 (60%) registered for the IB Diploma Graduate Destinations Survey 2011– Canada. Of these 77 schools, 53 (69%) launched the survey either directly to their students or providing email addresses of their graduates prior to the fieldwork period. A total of 1,100 graduating high school seniors (430 male, 626 female, 44 not stated their gender) from 53 schools in 6 provinces submitted responses. Both full IB diploma and IB certificate candidates participated in the survey, although the share of IB diploma candidates was considerably higher than certificate candidates (927 diploma candidates vs. 173 certificate candidates).

An IB Coordinator, teacher, or principal either administered the survey to students in class or provided i-graduate with the email addresses of their students. Participating institutions were provided with suggested text for the email invitation to be sent to their high school seniors. The text in the email invitation explained the purpose of the study and detailed how the data would be used. In addition to providing the institution with a specific text, the IB also provided a hyperlink which directed email recipients to the online IB Diploma Graduate Destinations questionnaire, which was hosted using i-graduate's survey software capability.

# Section 1

## Demographics

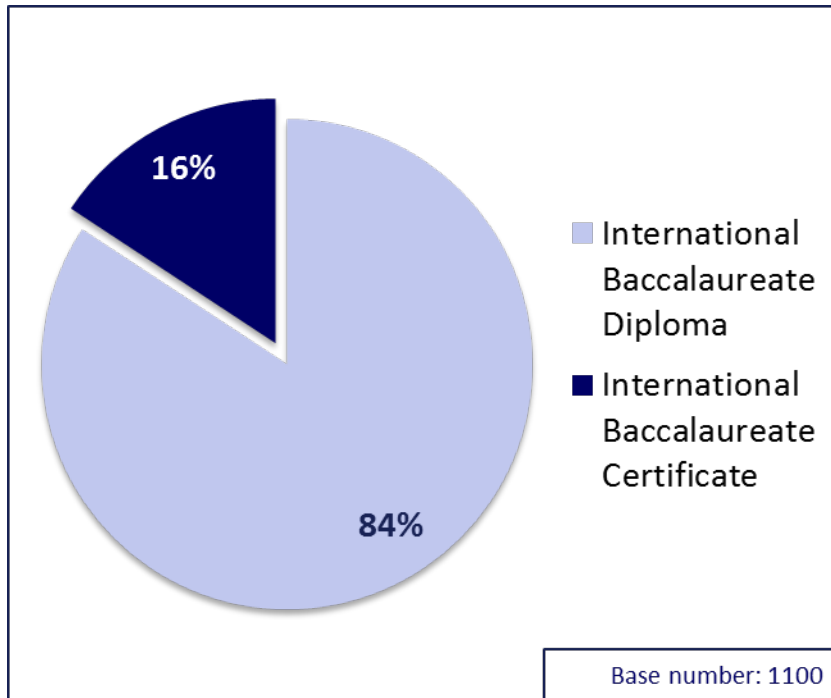
### *Profile of respondents and schools*



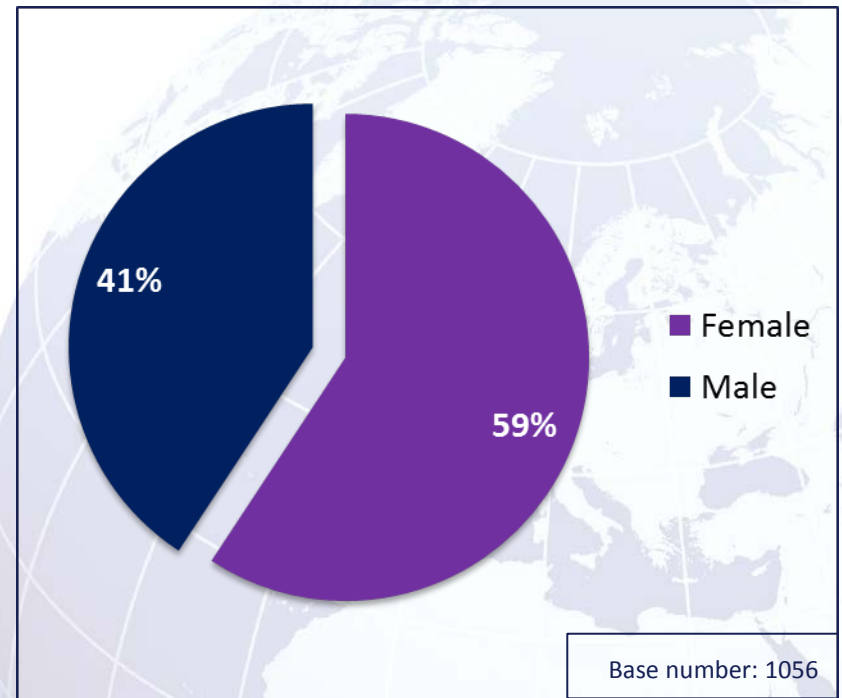
## Section 1 – Demographics

### Profile of respondents and schools

Are you in the final year of your:



Please tell us, are you:



- More than  $\frac{3}{4}$  of the respondents are IB diploma candidates.
- The majority of the respondents (59%) are female.

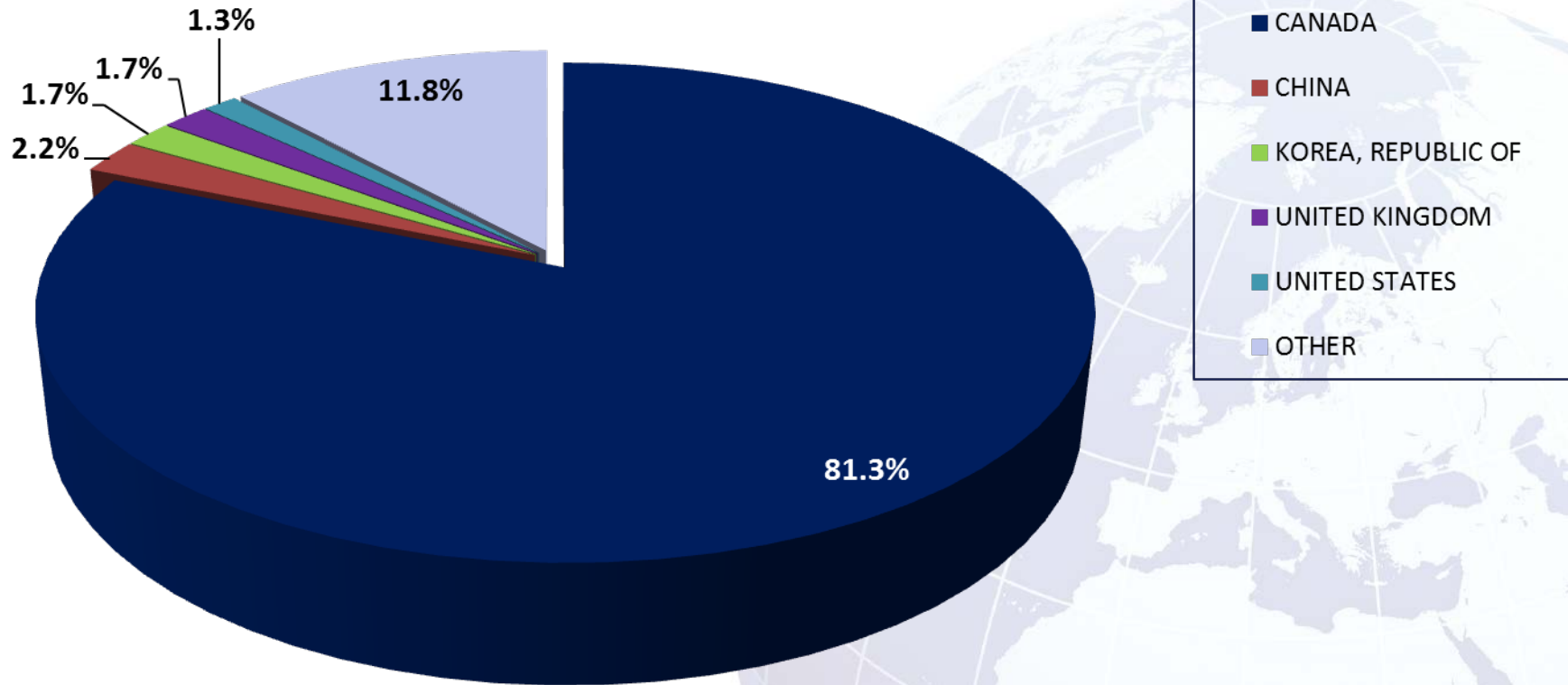


## Section 1 – Demographics

### Profile of respondents and schools

#### Nationality (Passport)

[www.i-graduate.org](http://www.i-graduate.org)

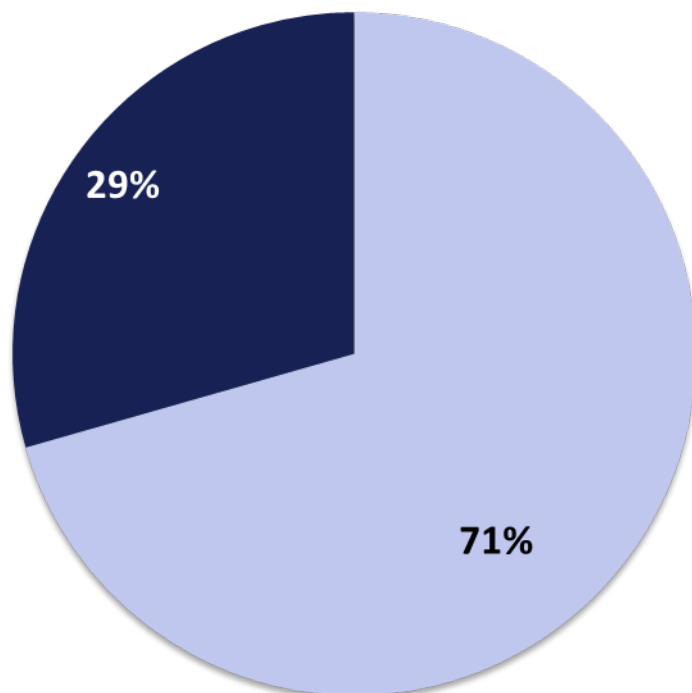


A total of 81.3% of all respondents are Canadian citizens, followed by Chinese (2.2%), Korean (1.7%) and UK citizens (1.7%).

Base number: 1038

# Section 1 – Demographics Profile of respondents and schools

Are you fluent in other languages aside from your mother tongue?



■ Yes 
 ■ No

Base number: 1040

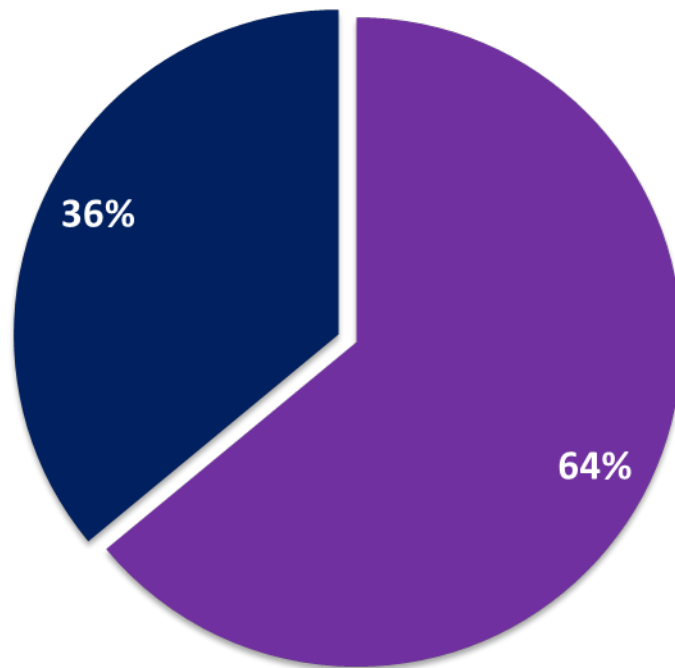
Second language	Base number
English	374
French	276
Mandarin Chinese	58
Cantonese	27
Spanish	25
Others*	107

*\*Please see Appendix A for full list of second languages*

## Section 1 – Demographics

### Profile of respondents and schools

Share of respondents being enrolled in either public or private school:



- A total of 53 Canadian schools launched the survey (11 private schools and 42 public schools).
- The share of respondents in public high schools (64%) is higher than the share of students in private secondary education (36%).

Base number: 1100

■ PUBLIC ■ PRIVATE

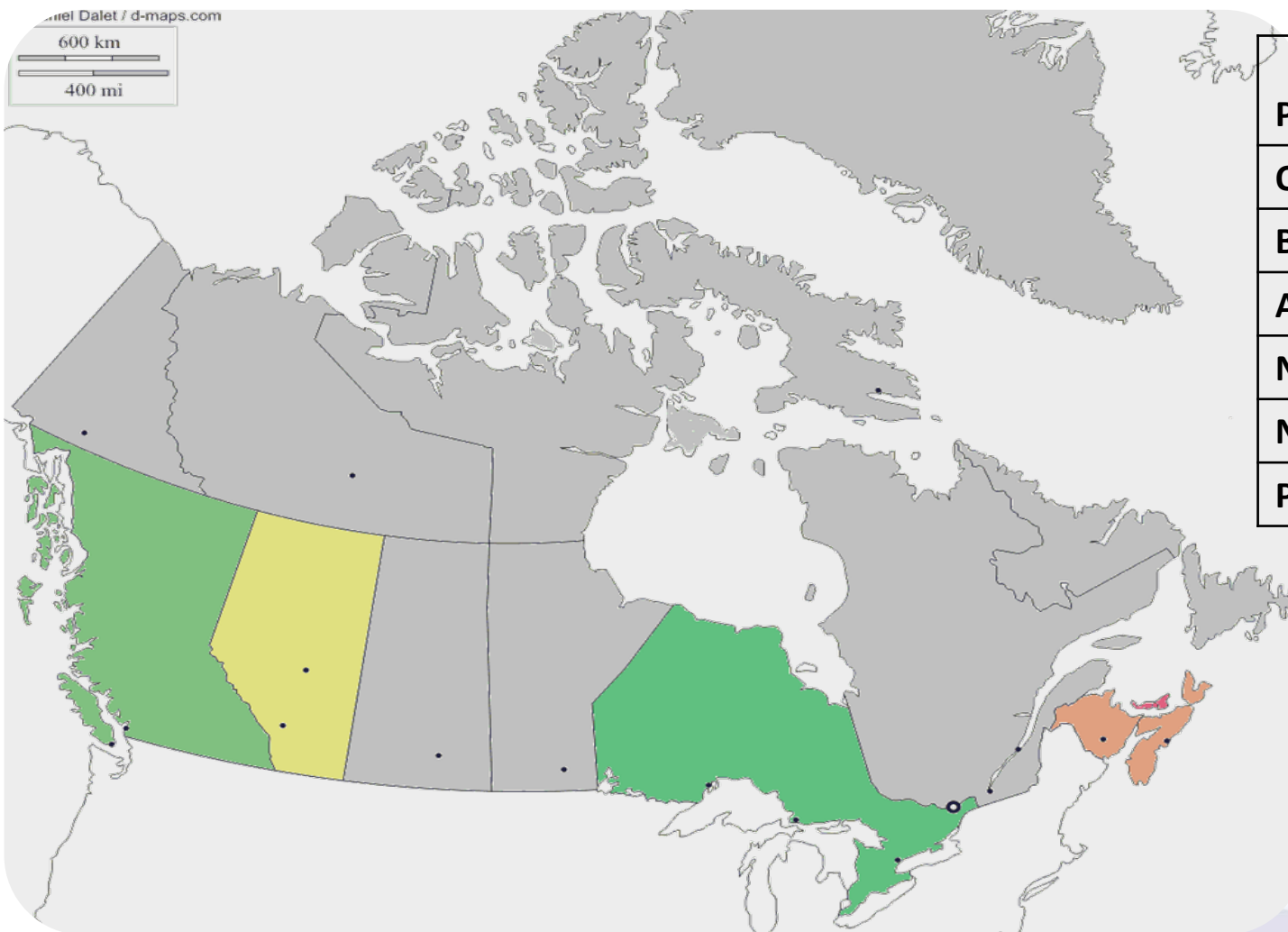


# Section 1 – Demographics

## Profile of respondents and schools

### Number of respondents by province

[www.i-graduate.org](http://www.i-graduate.org)



Province	Number of responses
ON	457
BC	362
AB	174
NS	46
NB	45
PE	16

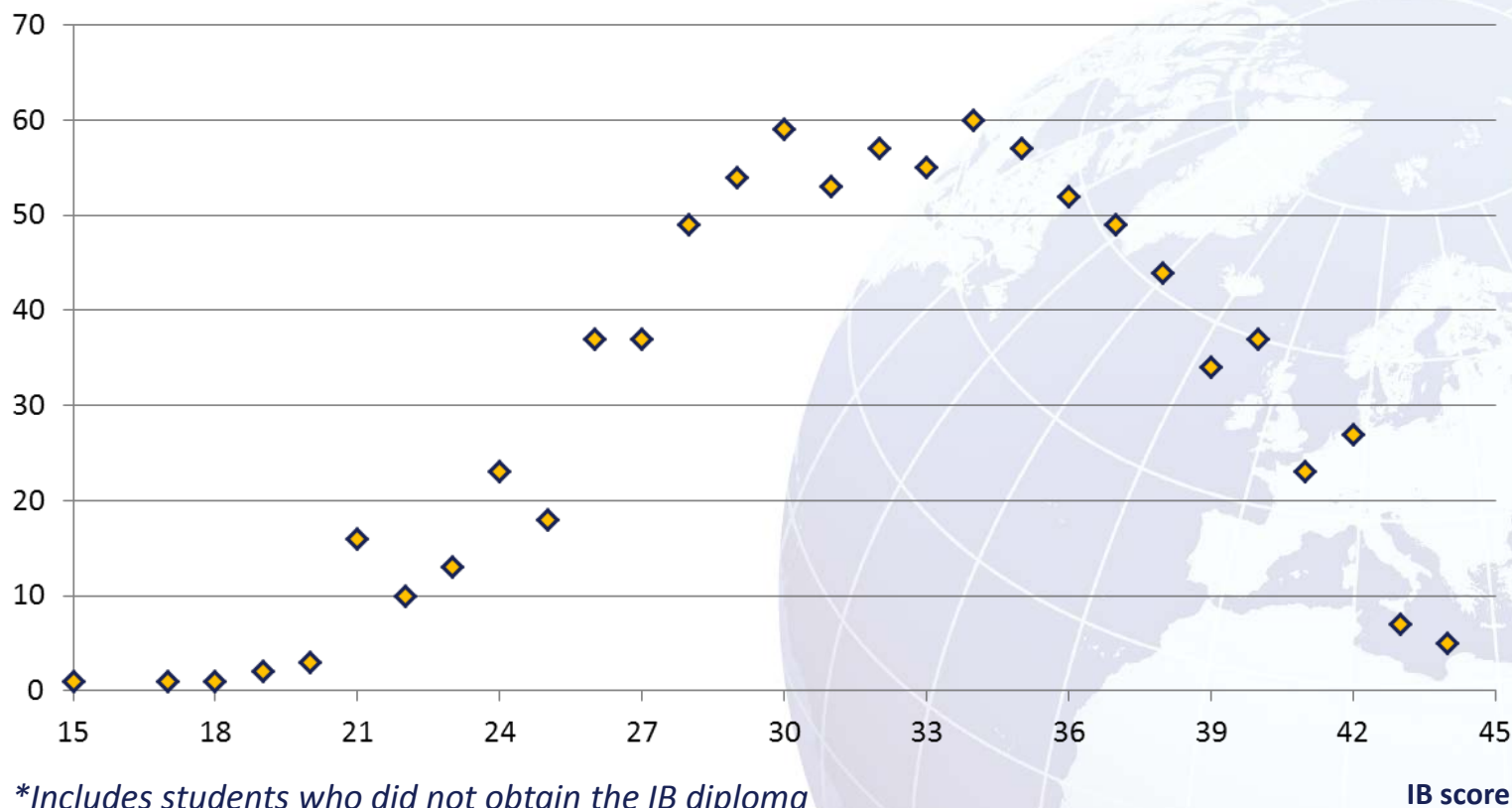
## Section 1 – Demographics

### Profile of respondents and schools

Distribution of IB scores among IB diploma candidate respondents\*

[www.i-graduate.org](http://www.i-graduate.org)

Frequencies



**Mean IB score: 33**  
**Median IB score: 33**

Base number: 884

## Section 1 – Demographics

### Profile of respondents and schools

#### Profile summary

[www.i-graduate.org](http://www.i-graduate.org)

- Most responses are from IB students in Ontario—followed by British Columbia, Alberta, Nova Scotia and New Brunswick.
- Of the IB graduates participating in the Canadian survey, 59% are female.
- Of the IB graduates participating in the Canadian survey, 84% are IB diploma candidates.
- Of the IB graduates participating in the Canadian survey, 81% are Canadian citizens.
- Of the IB graduates participating in the Canadian survey, 64% are from public schools.
- The average IB score among survey participants is 33; the median score is 33.

# Section 2

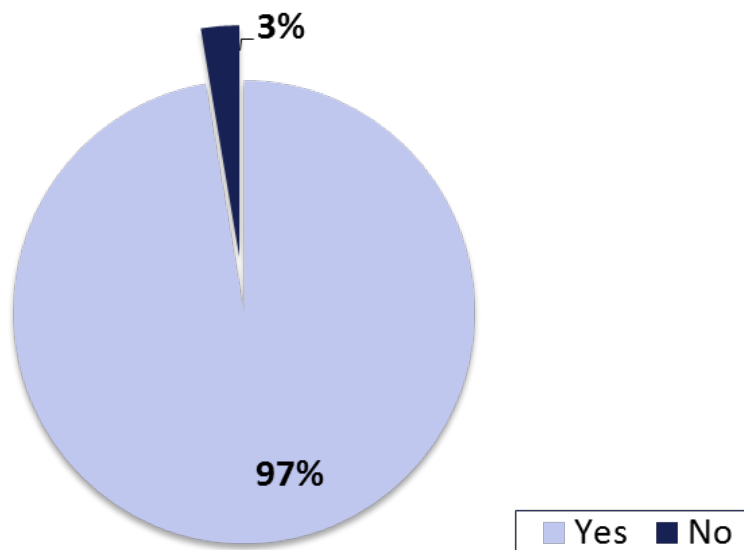
## Destination of IB Diploma Programme graduates



# Destination of IB DP graduates

[www.i-graduate.org](http://www.i-graduate.org)

Have you decided to undertake further study at a university/college upon completion of your IB diploma/certificate?



Base number: 1049

If you do not wish to study at a university/college, what do you plan to do following your IB diploma/certificate? [multiple choice]

Alternative to higher education	Count
Defer university/college for next year	13
Travel/time-off for more than three months	9
Voluntary work/other unpaid work	6
Military service	4
Permanent employment	1
Undecided	3
Other	4

- The majority of the graduates have decided to undertake further education.
- Moreover, **97% of all respondents** are planning to **undertake further study** at a university/college upon earning their IB diploma/certificate. **Only 3%** of all respondents have **other plans** following their IB diploma/certificate.



# Section 3

## Entry requirements and application process

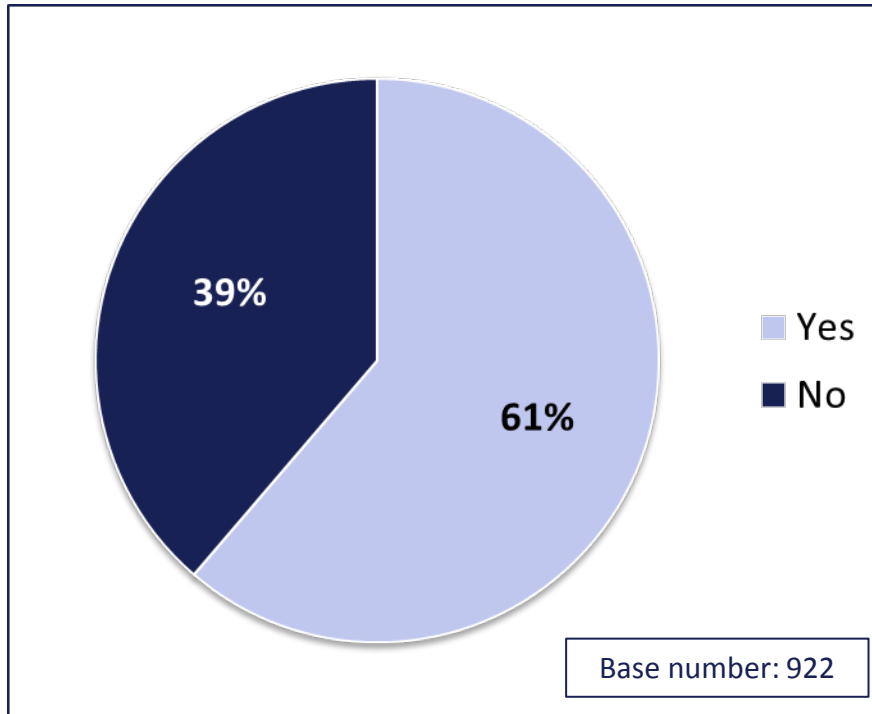


# Entry requirements and application process

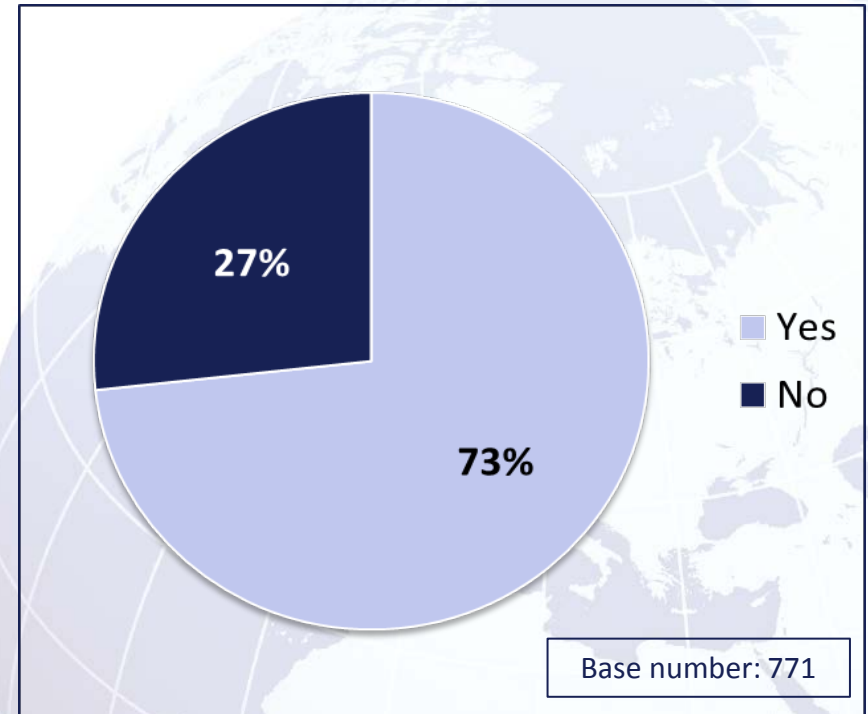
Is the university/college you will be attending in the same province as your school?

[www.i-graduate.org](http://www.i-graduate.org)

All survey respondents



Survey respondents intending to study in Canada



- 61% of the survey respondents intend to study at a university in the **same province as their school**.
- Of those respondents intending to study in Canada, 73% chose a university in the same province as their secondary school.

# Entry requirements and application process

Top 10 universities among survey respondents

[www.i-graduate.org](http://www.i-graduate.org)

Which university/college will you be attending?



A total of 230 respondents will be attending the University of Alberta and University of British Columbia while 77 respondents will be attending the University of Toronto.

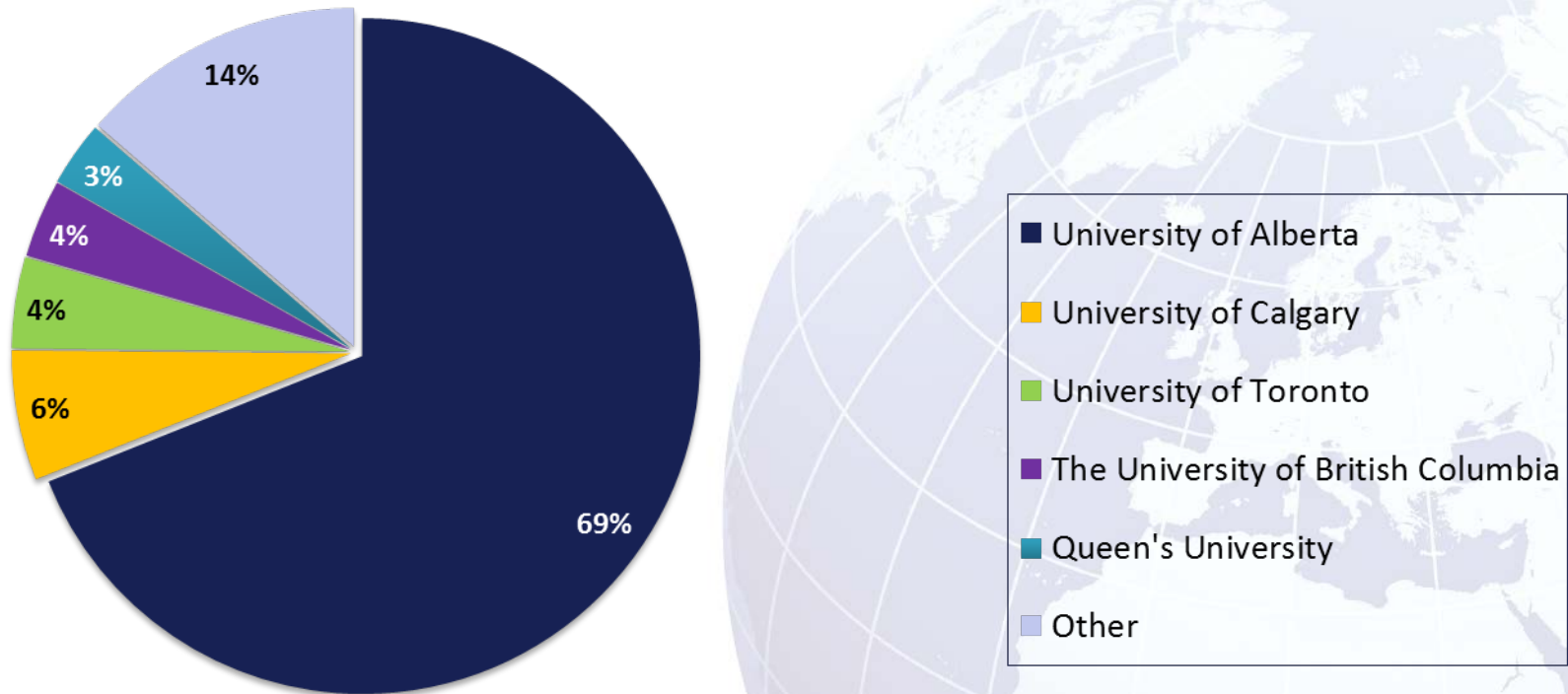
Base number: 922

# Entry requirements and application process

Province breakdown: *Alberta*

[www.i-graduate.org](http://www.i-graduate.org)

Which university/college will you be attending?



More than half of the respondents from Alberta will be attending the University of Alberta (69%).

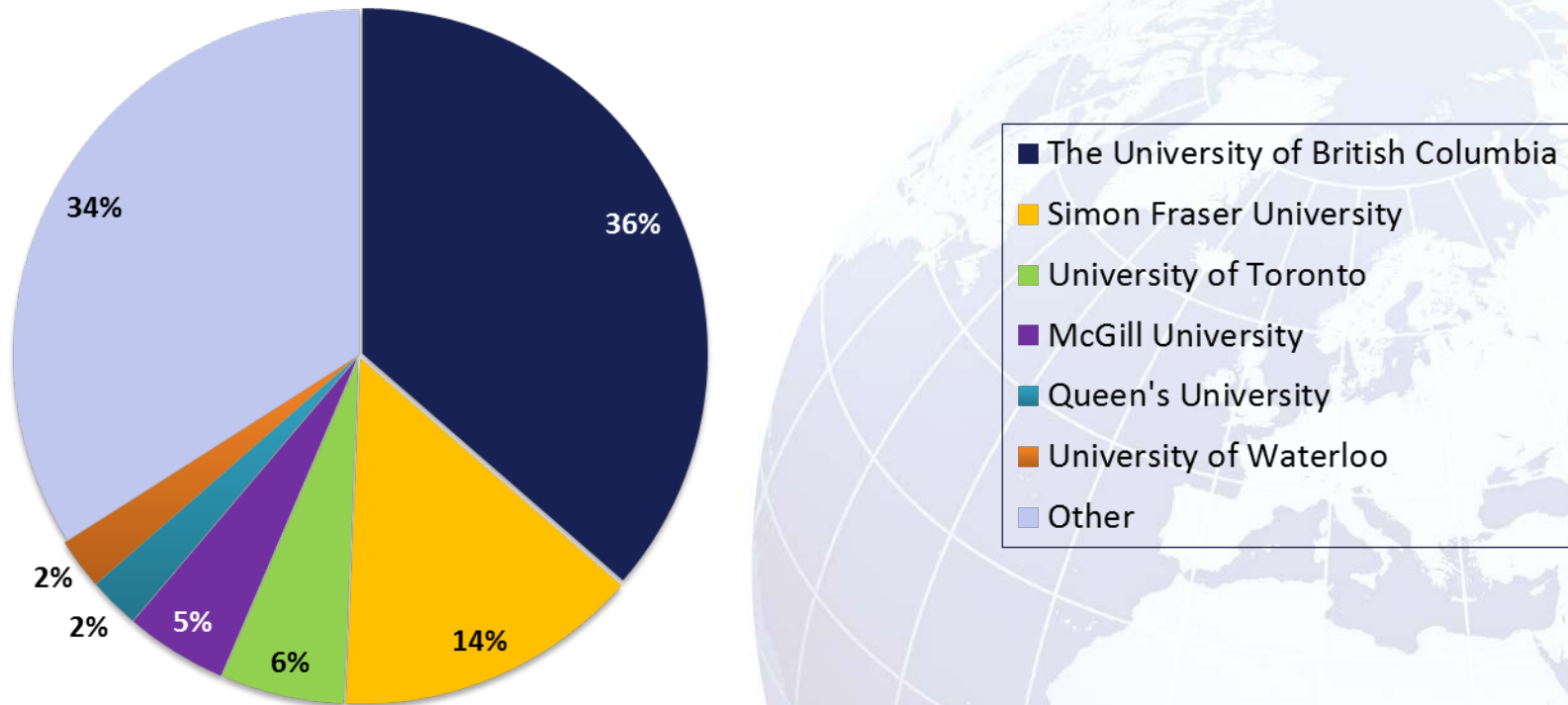
Base number: 161

# Entry requirements and application process

Province breakdown: *British Columbia*

[www.i-graduate.org](http://www.i-graduate.org)

Which university/college will you be attending?



Half of the respondents from British Columbia will be attending either the University of British Columbia (36%) or Simon Fraser University (14%).

Base number: 294

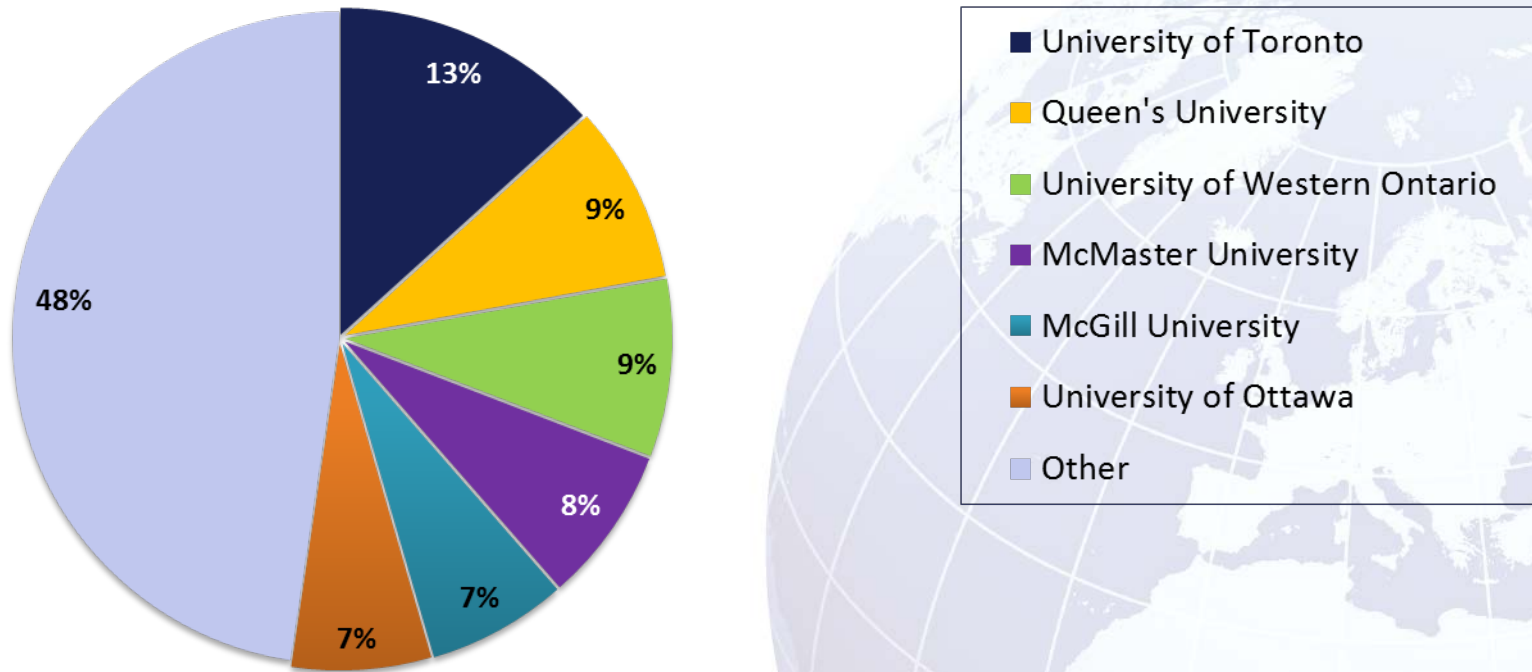


# Entry requirements and application process

Province breakdown: *Ontario*

[www.i-graduate.org](http://www.i-graduate.org)

Which university/college will you be attending?



Only 13% of the respondents from Ontario will be attending the University of Toronto. Less than 10% will be attending Queen's University (9%) and the University of Western Ontario (9%).

Base number: 376

# Entry requirements and application process

University acceptance rates among survey respondents

[www.i-graduate.org](http://www.i-graduate.org)

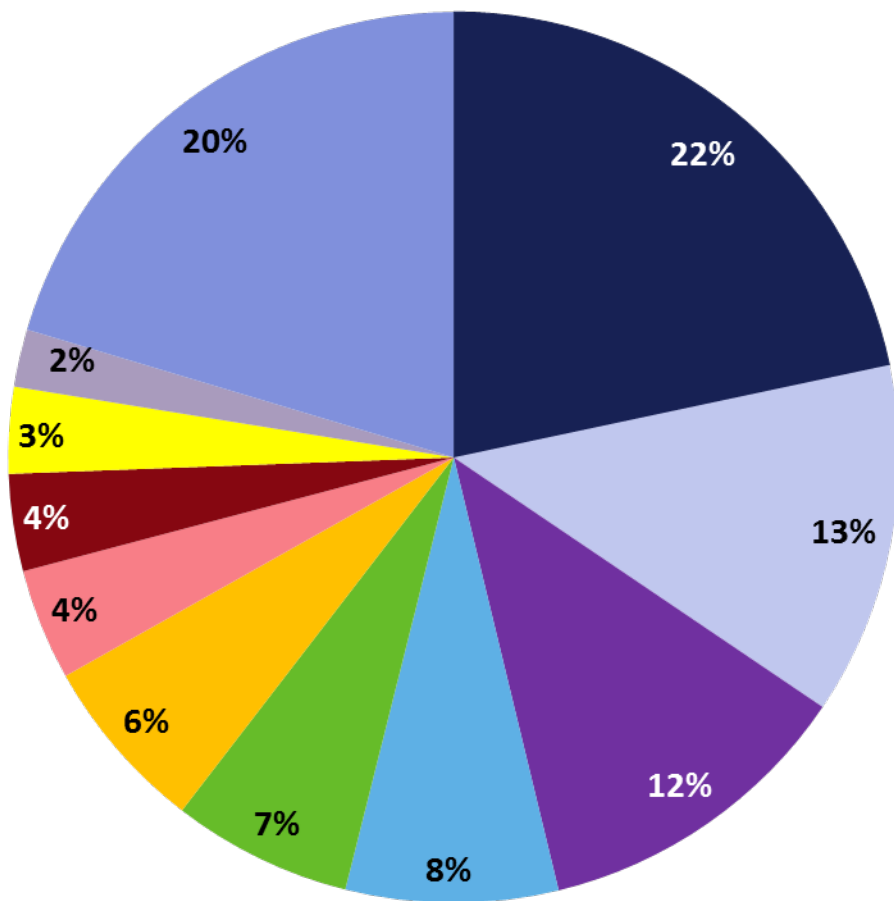
Institution	Admission rate (%)	Base
University of Toronto	90%	326
The University of British Columbia	86%	265
Queen's University	80%	242
McGill University	76%	250
The University of Western Ontario	92%	191
University of Alberta	98%	163
McMaster University	79%	156
Simon Fraser University	92%	142
University of Waterloo	76%	148
University of Ottawa	94%	101

The admission rates for IB Diploma Programme survey respondents are above 75% for the top 10 Canadian universities respondents applied to.

# Entry requirements and application process

Intended area of study

[www.i-graduate.org](http://www.i-graduate.org)



- Biological and Biomedical Sciences
- Engineering
- Business
- Liberal Arts and Sciences, General Studies, and Humanities
- Health Professions and Related Clinical Sciences
- Social Sciences
- Physical Sciences
- Psychology
- Arts, Visual and Performing
- Architecture and Planning
- Other

Biological and Biomedical Sciences are the most popular intended areas of study chosen by Canadian IB graduates, followed by Engineering and Business Studies.

Base number: 766

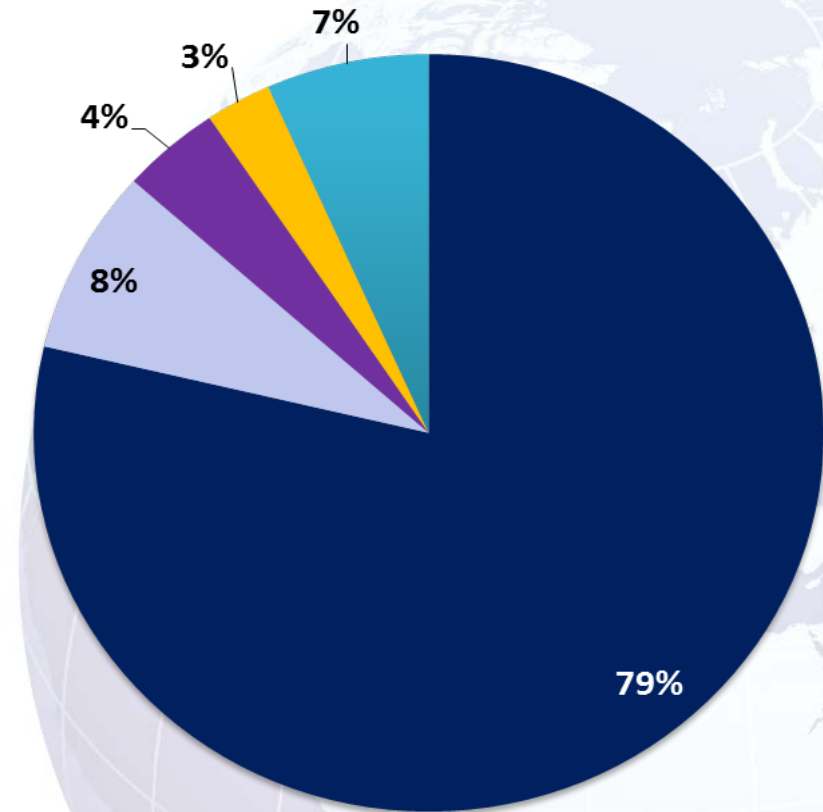
## Entry requirements and application process

[www.i-graduate.org](http://www.i-graduate.org)

Which type of degree are you planning to undertake?

- Bachelor degree program
- Dual Bachelor degree program
- Joint Bachelor and Master Program
- Other
- Undecided

More than 90% of respondents are planning to undertake at least one Bachelor's degree.

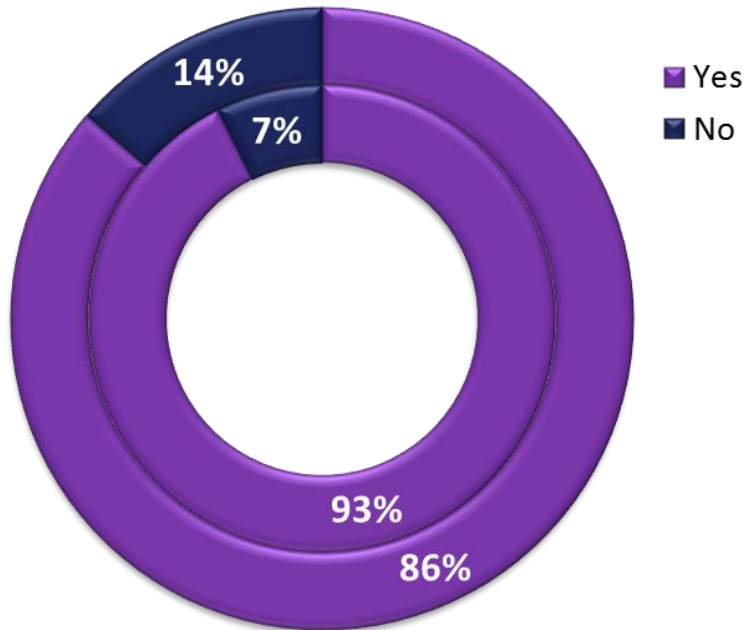


Base number: 961

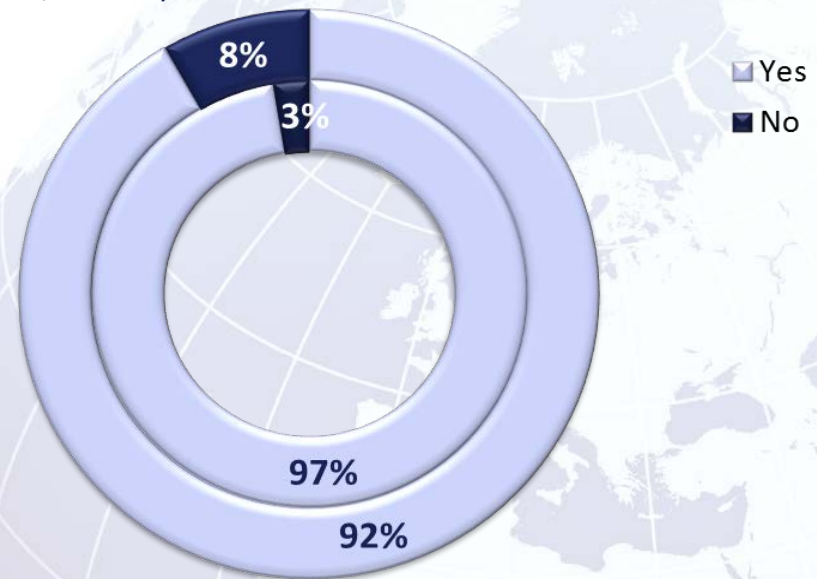
# Entry requirements and application process

[www.i-graduate.org](http://www.i-graduate.org)

**Is the university/college you will be attending your top choice?** IB certificate (inner circle, N=149) vs. IB diploma (outer circle, N=804)



**Is the programme/course you will be undertaking at this university/college your first choice?** IB certificate (inner circle, N=149) vs. IB diploma (outer circle, N=806)



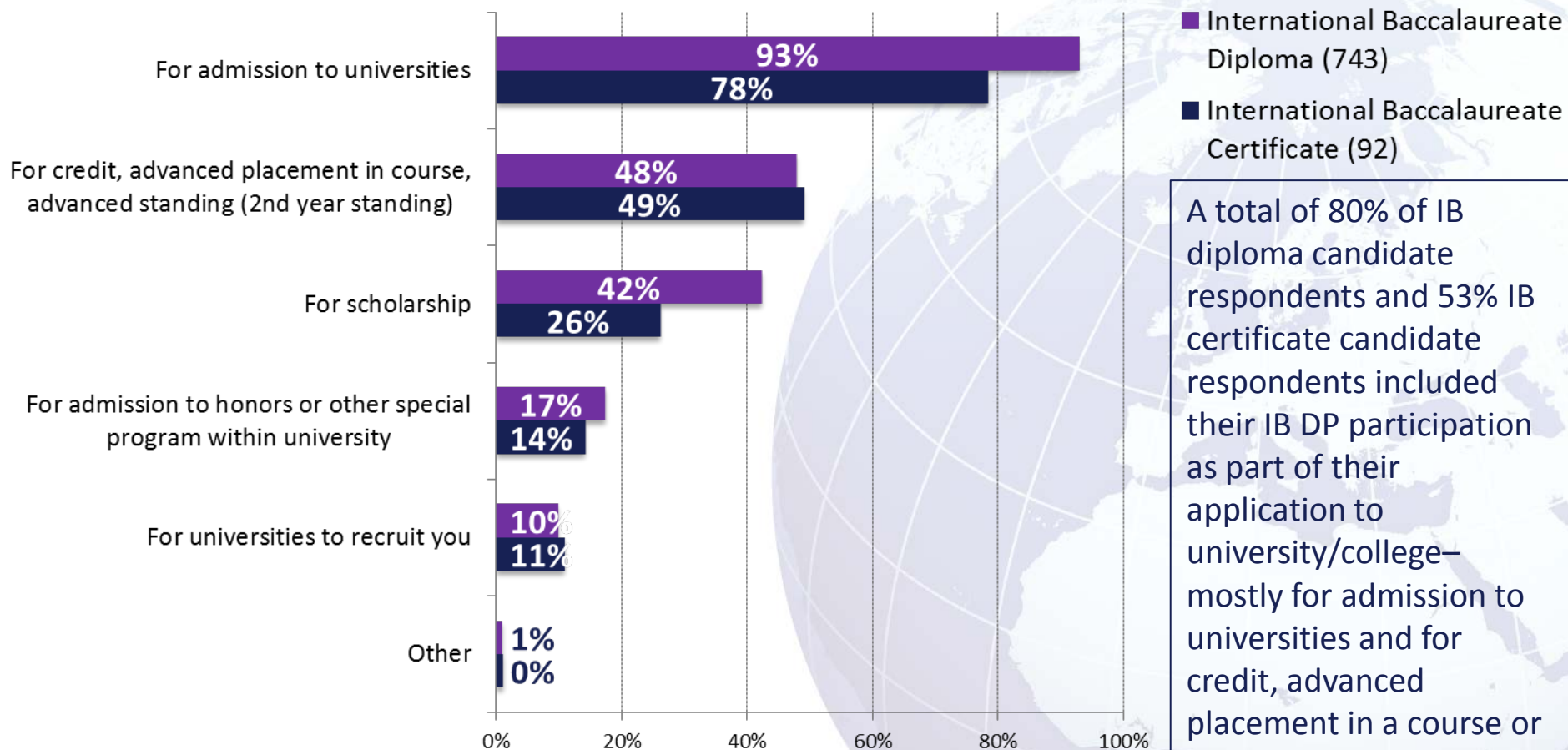
- A total of 86% of IB diploma candidate respondents (93% of IB certificate candidate respondents) will be attending a Higher Education Institution of their top choice.
- A total of 92% IB diploma candidate respondents (97% IB certificate candidate respondents) will undertake their first choice programme/course at university/college.



# Entry requirements and application process

[www.i-graduate.org](http://www.i-graduate.org)

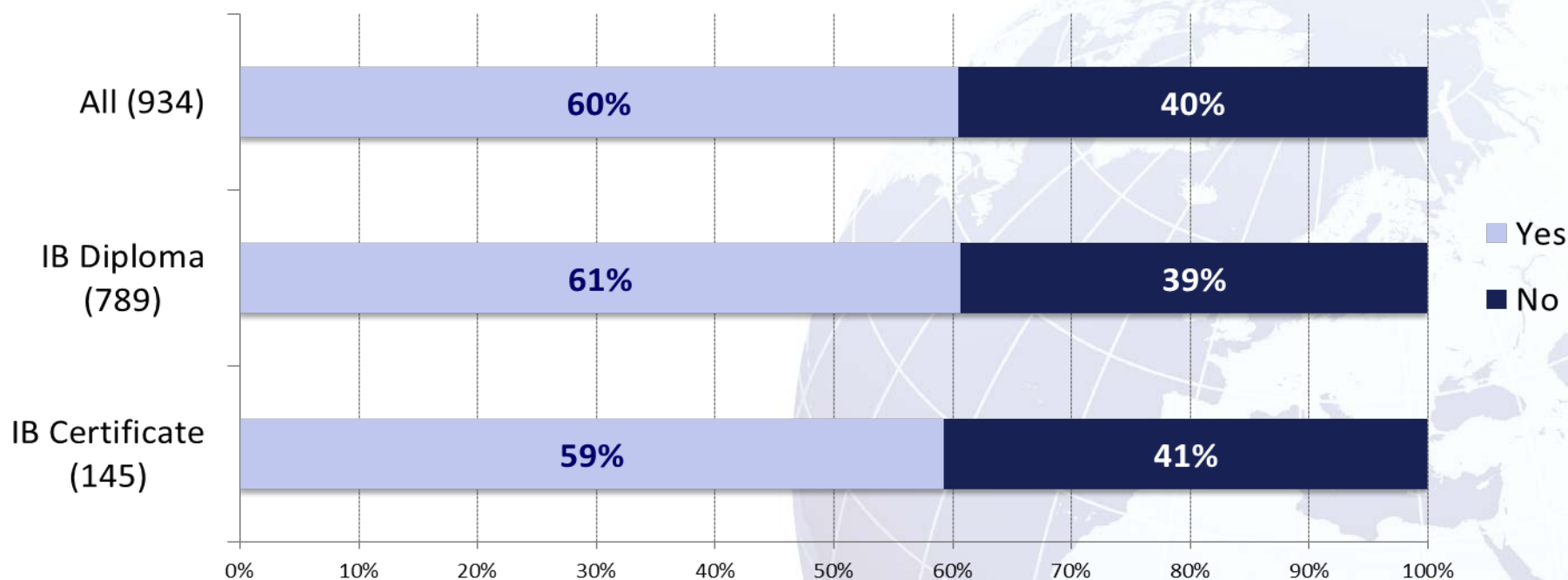
## How did you use your IB diploma participation as part of your application?



# Entry requirements and application process

[www.i-graduate.org](http://www.i-graduate.org)

**Did you receive a scholarship from the university, community, government or other organization?**



66% of all respondents received a scholarship from the university, community, government or other organization and 7% received a special award or other distinctions.

(Please see Appendix C for a complete list of awards and scholarships.)

# Section 4

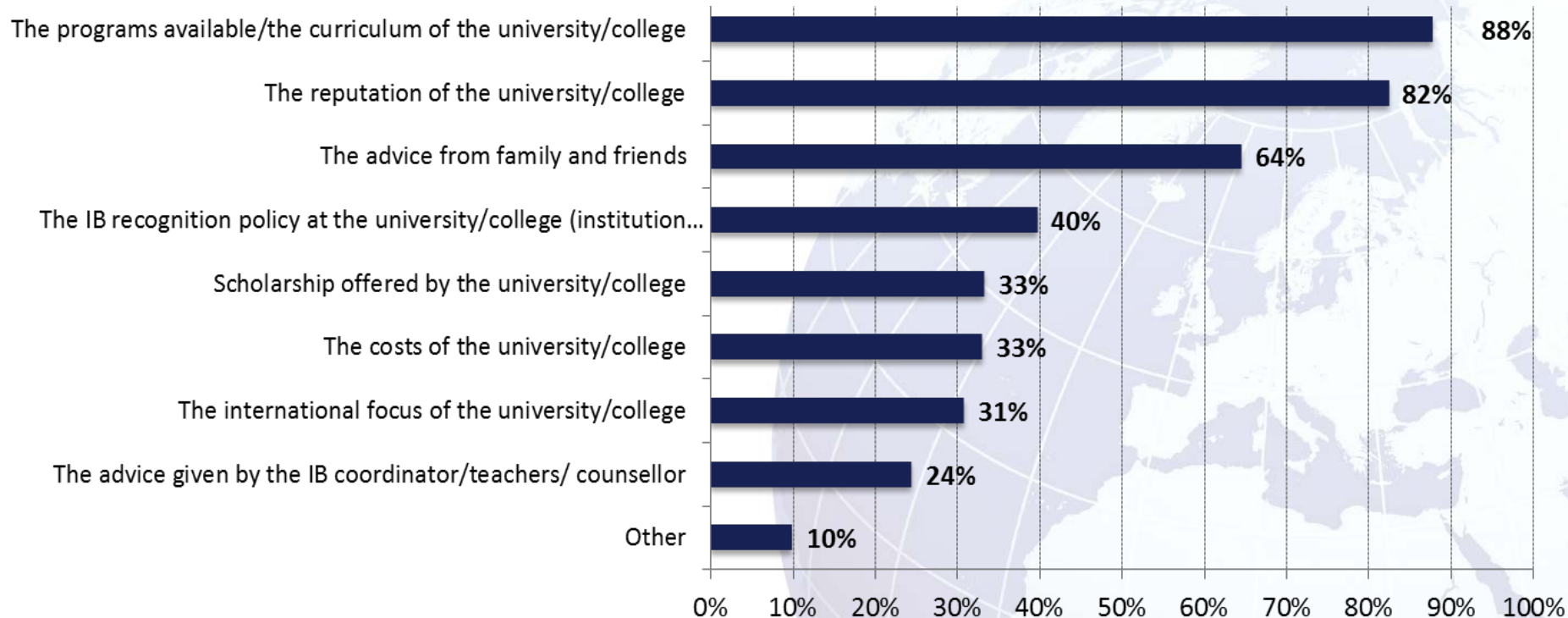
## Decision making and interests



## Section 4

# Decision making and interests

Which of the following helped your decision to apply to the institution you did?  
[multiple choice]



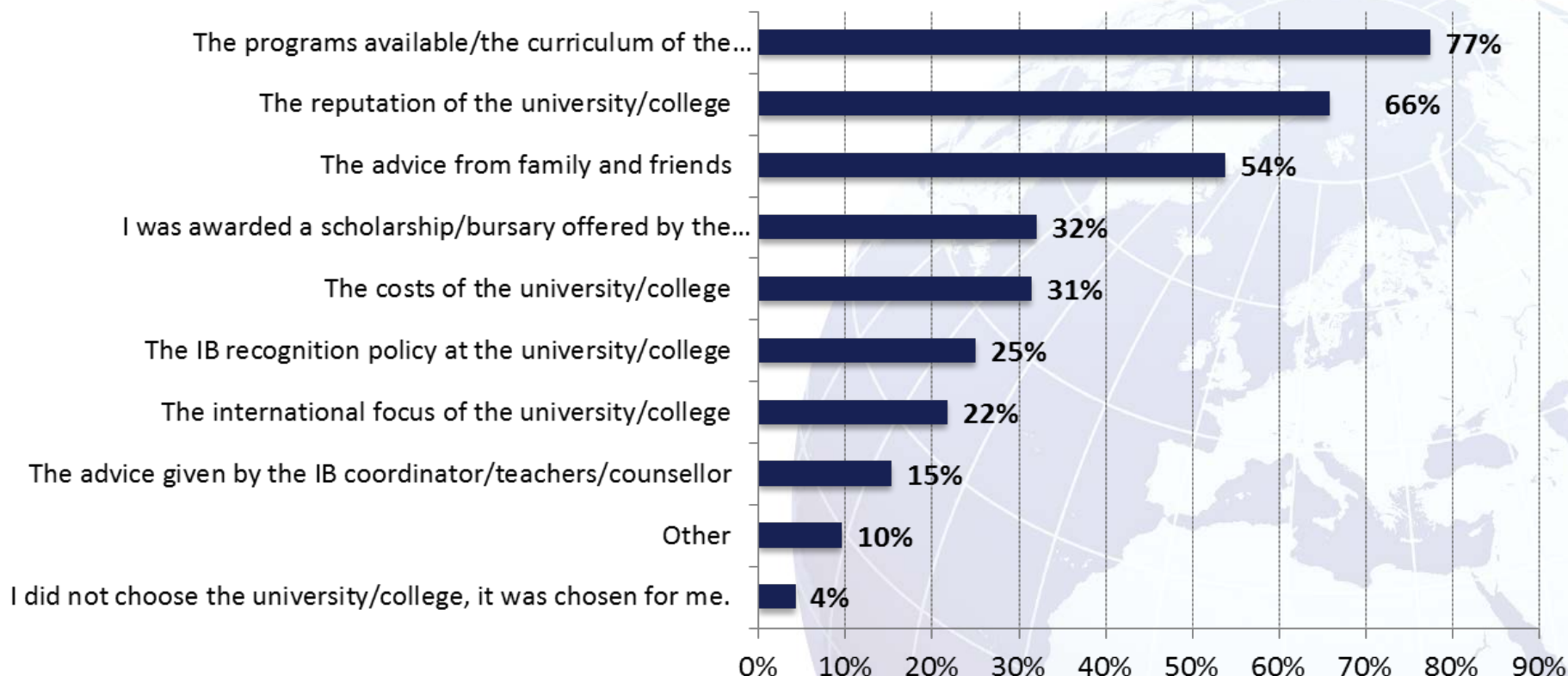
The vast majority of respondents state that the **programmes available** (88%) and the **reputation** of the Higher Education Institution (82%) are the main reasons for their application.

Base number: 904

## Section 4

# Decision making and interests

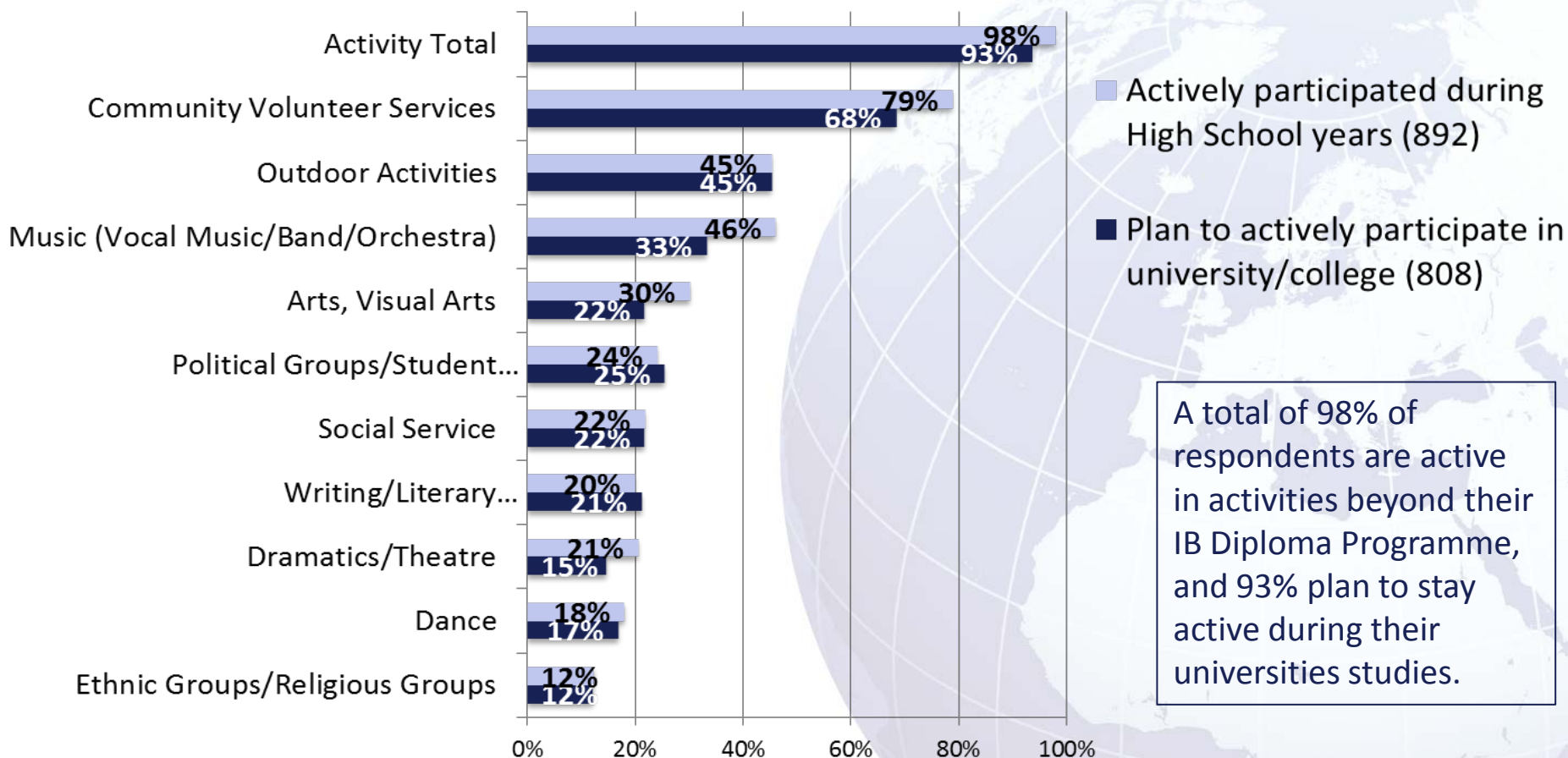
Which of the following helped your final decision to attend an institution? [multiple choice]



In order to make a final decision, students consider the **programmes available** (77%) and the **reputation** of the university (66%) to be the most important factors.



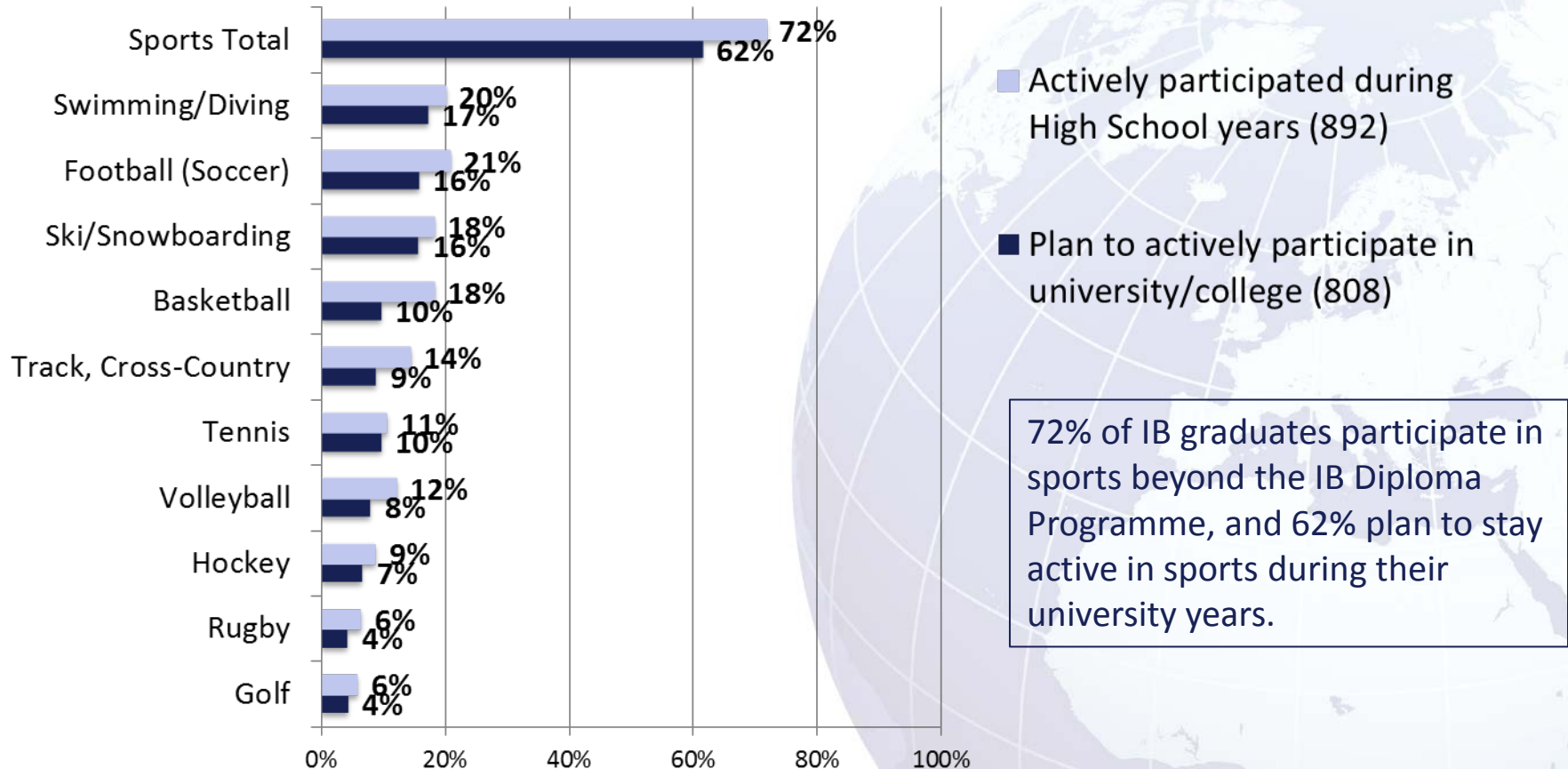
**In which extra-curricular activities did you take part in at your school beyond your IB Diploma Programme and in which activities do you plan to participate during your studies?**



## Section 4

# Decision making and interests

**In which extra-curricular sports did you take part at your school beyond your IB Diploma Programme and in which sports do you plan to participate during your studies? [top 10]**



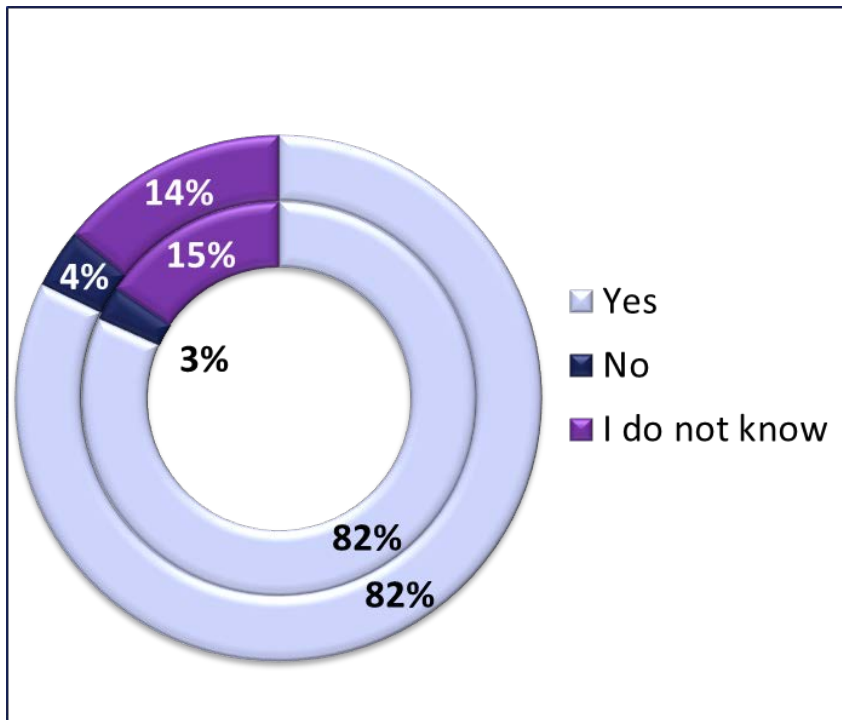
### Decision making and interests

Community service and other volunteer service

[www.i-graduate.org](http://www.i-graduate.org)

**Do you intend to be involved and stay active in community service or perform volunteer service during your studies at university/college?**

IB certificate (inner circle, N=142) vs. IB diploma (outer circle, N=763)



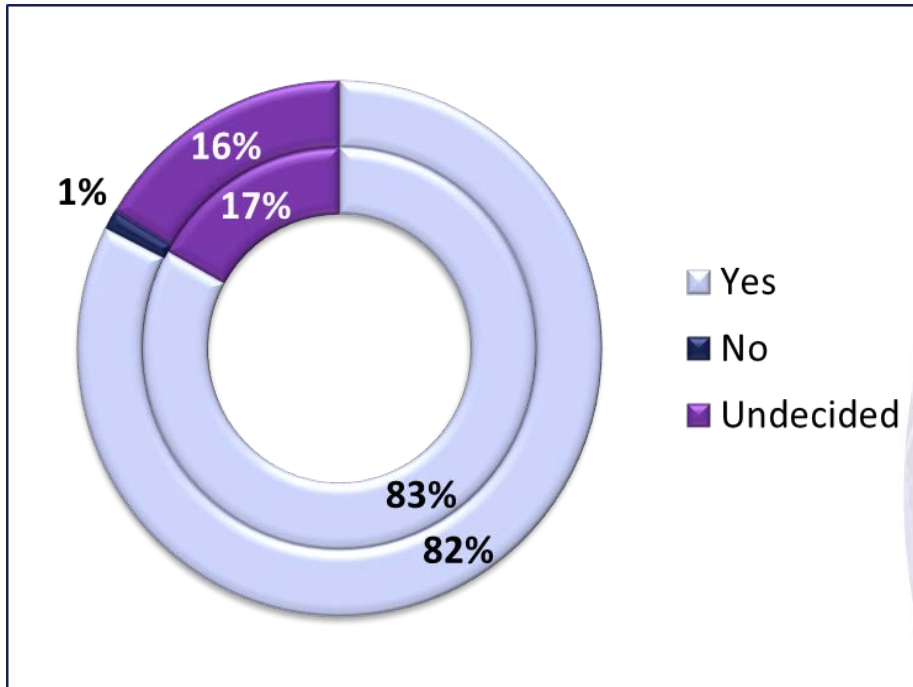
A total of 82% of both IB diploma candidate and IB certificate candidate respondents were intending to be involved in community service or volunteer work while at university/college when they were asked directly.

Only 4% and 3% respectively do not plan on being involved in either community service or other volunteer work.

## Section 4

# Decision making and interests

**Do you intend to pursue education beyond undergraduate degree (e.g. masters degree, doctorate degree etc)?** IB certificate (inner circle, N=142) vs. IB diploma (outer circle, N=764)



A total of 82% of IB diploma candidate respondents and 83% of IB certificate candidate respondents are planning to pursue education beyond their undergraduate degree.

Only 1% of the diploma candidate respondents are not intending to undertake further studies after their first degree.

# Section 5

## Mobility

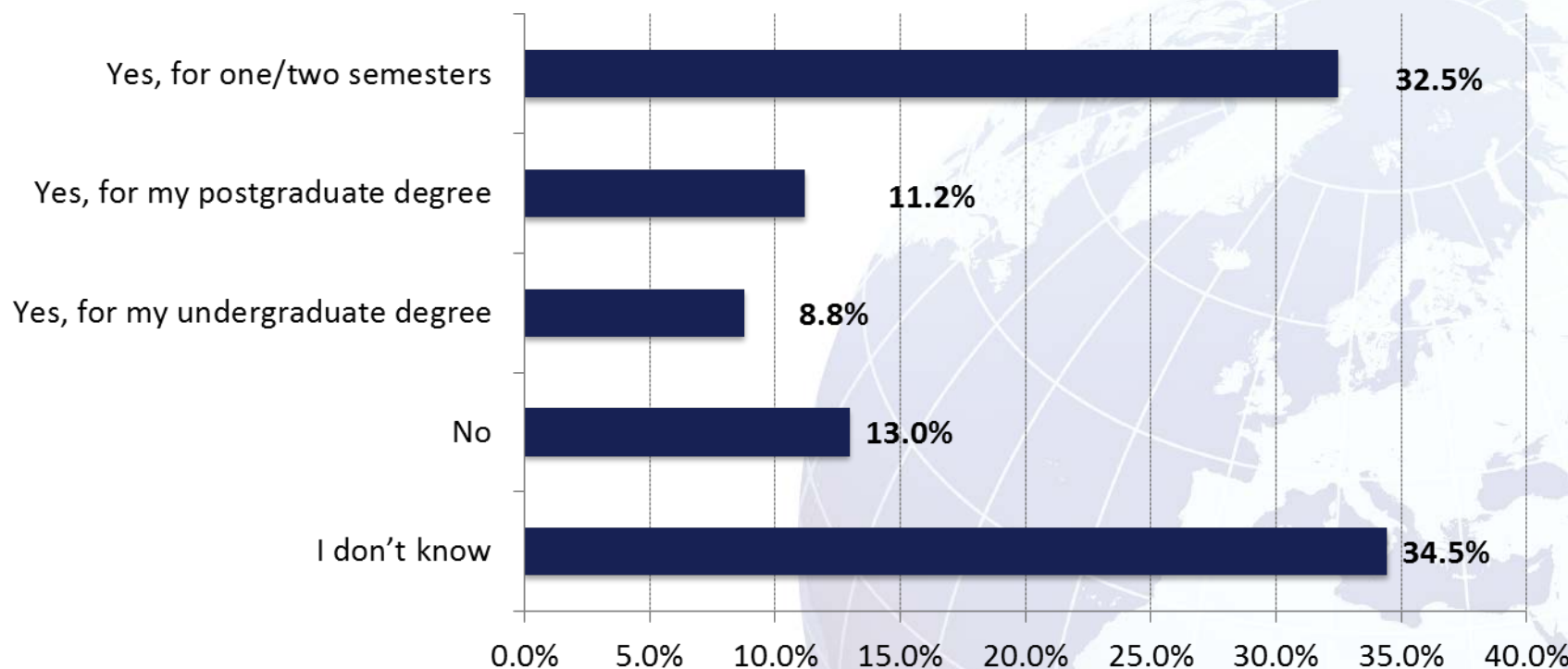




## Section 5

# Mobility

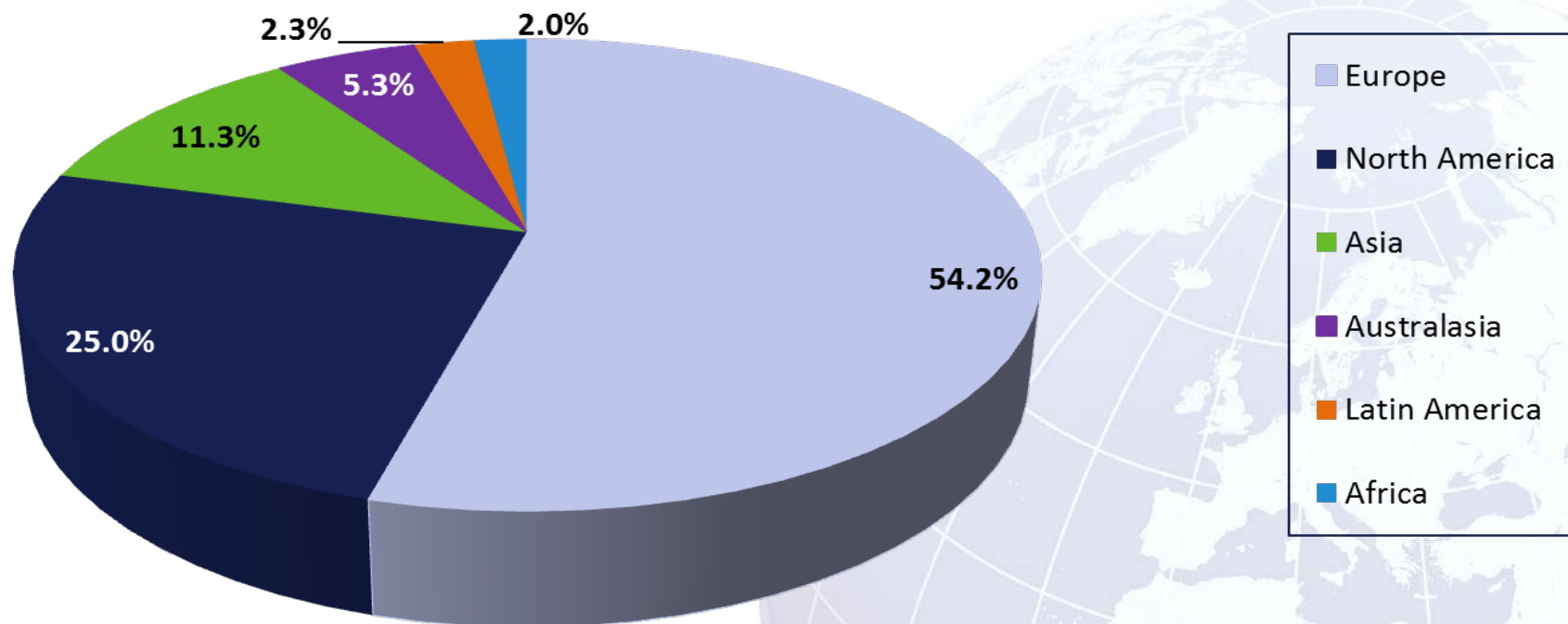
### Do you intend to study abroad?



- A total of 52.5% of all respondents are considering study abroad.
- The vast majority of these are planning to spend one or two semesters abroad.

## Section 5

# Mobility



For more than half of the Canadian respondents (54.2%) the preferred destination for studying abroad is Europe, followed by North America (25%).

Base number: 755

# Section 6

## Learning experience and recommendation



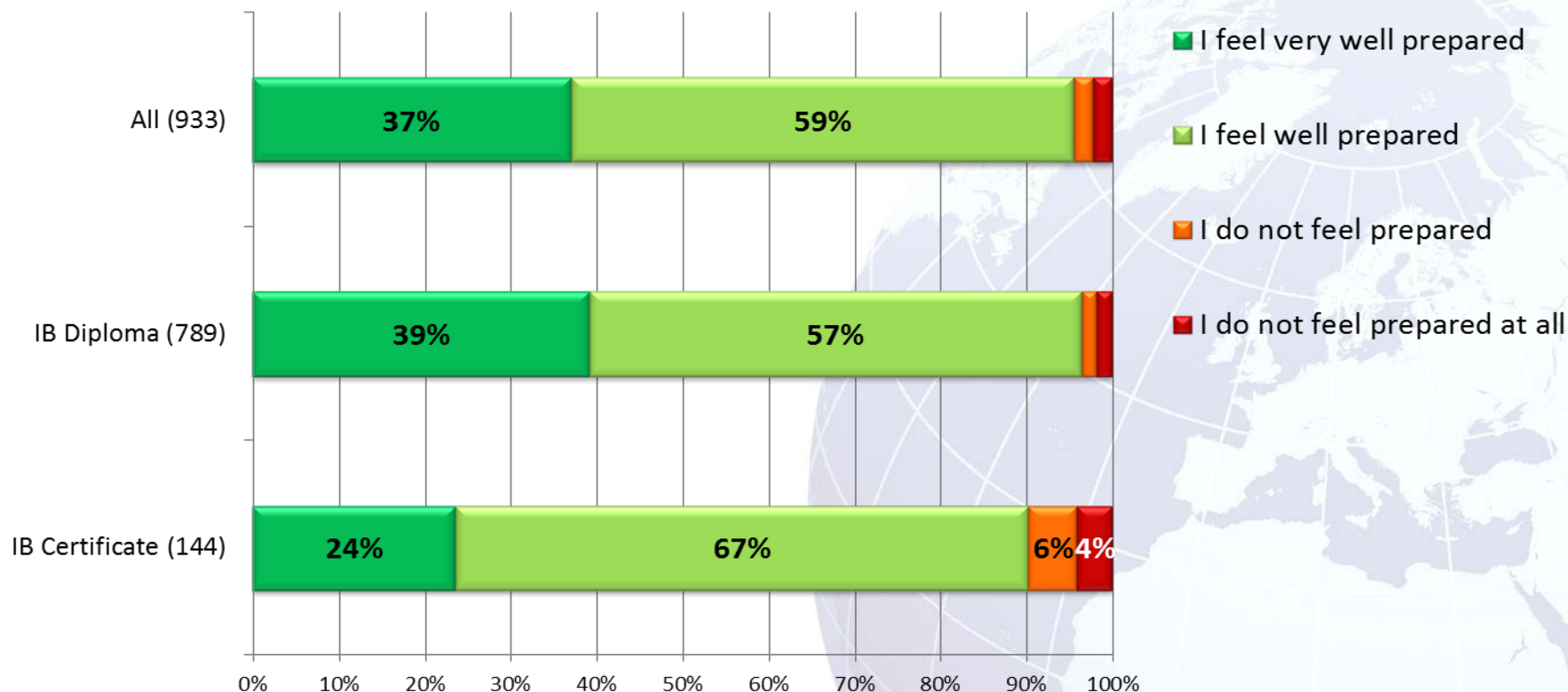
## Section 6

# Learning experience

### Preparation

[www.i-graduate.org](http://www.i-graduate.org)

**Do you think the IB Diploma Programme has prepared you well for your future studies?**



More than 96% of all students which took part in the survey feel either very well or well prepared for their future studies.

## Section 6

# Learning experience

### Preparation

[www.i-graduate.org](http://www.i-graduate.org)

**Do you think the IB Diploma Programme has prepared you well for your studies?**



A full 98% of all respondents with an IB score higher than 35 and 97% of those with a score between 24 and 35 feel either very well or well prepared for their future studies.



## Section 6

# Learning experience

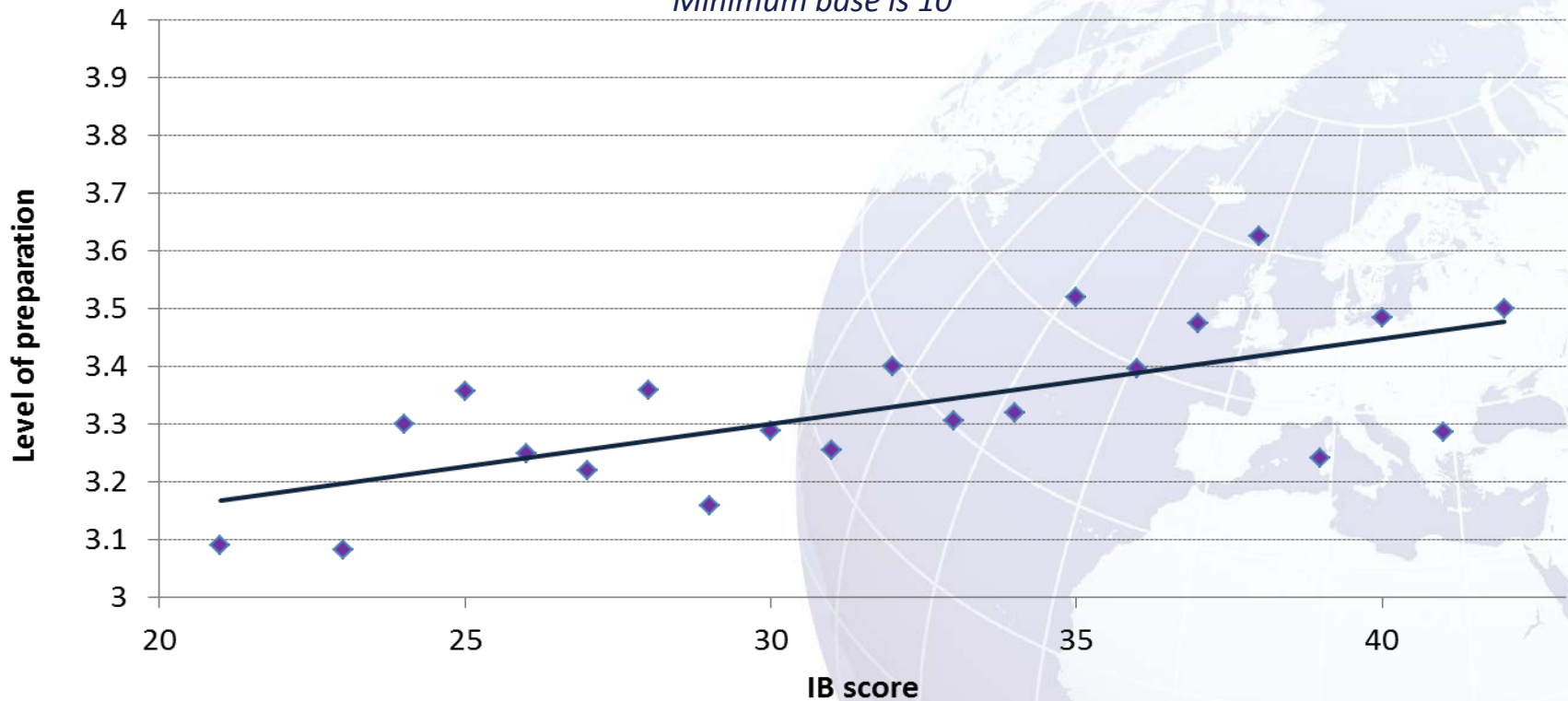
### Preparation

[www.i-graduate.org](http://www.i-graduate.org)

#### Average level of preparation vs. diploma score

(1 = not at all prepared, 2 = not prepared, 3 = well prepared, 4 = very well prepared)

*Minimum base is 10*



There is a slight positive correlation between the perceived level of preparation and the achieved IB score.

[www.i-graduate.org](http://www.i-graduate.org)



## Section 6

# Learning experience

### Summary

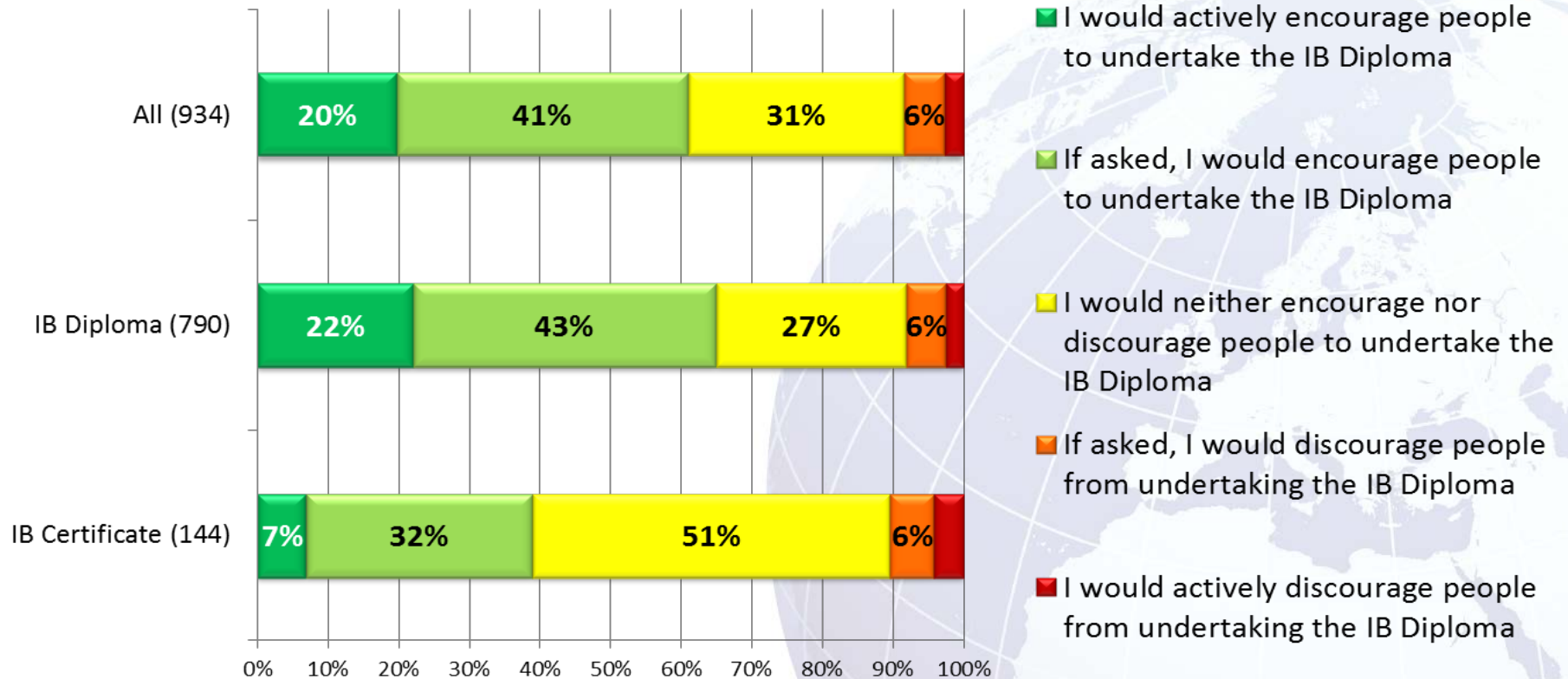
[www.i-graduate.org](http://www.i-graduate.org)

- A full 96% of all survey respondents feel either very well or well prepared for further studies.
- A total of 96% of IB diploma candidate respondents feel either very well or well prepared for further studies (compared to 91% of IB certificate candidate respondents).
- Of the IB diploma candidate respondents with an IB score higher than 35, 45% felt very well prepared for further studies.
- Only 16% of all IB diploma candidate respondents with an IB score lower than 24 do not feel prepared or do not feel prepared at all for future studies.
- Of the Canadian survey respondents, 167 (15%) took the SATs.
- Of the Canadian survey respondents, 28 (3%) took the TOEFL.

## Section 6

# Recommendation

**Based on your experiences, would you recommend undertaking the IB diploma to other students?**



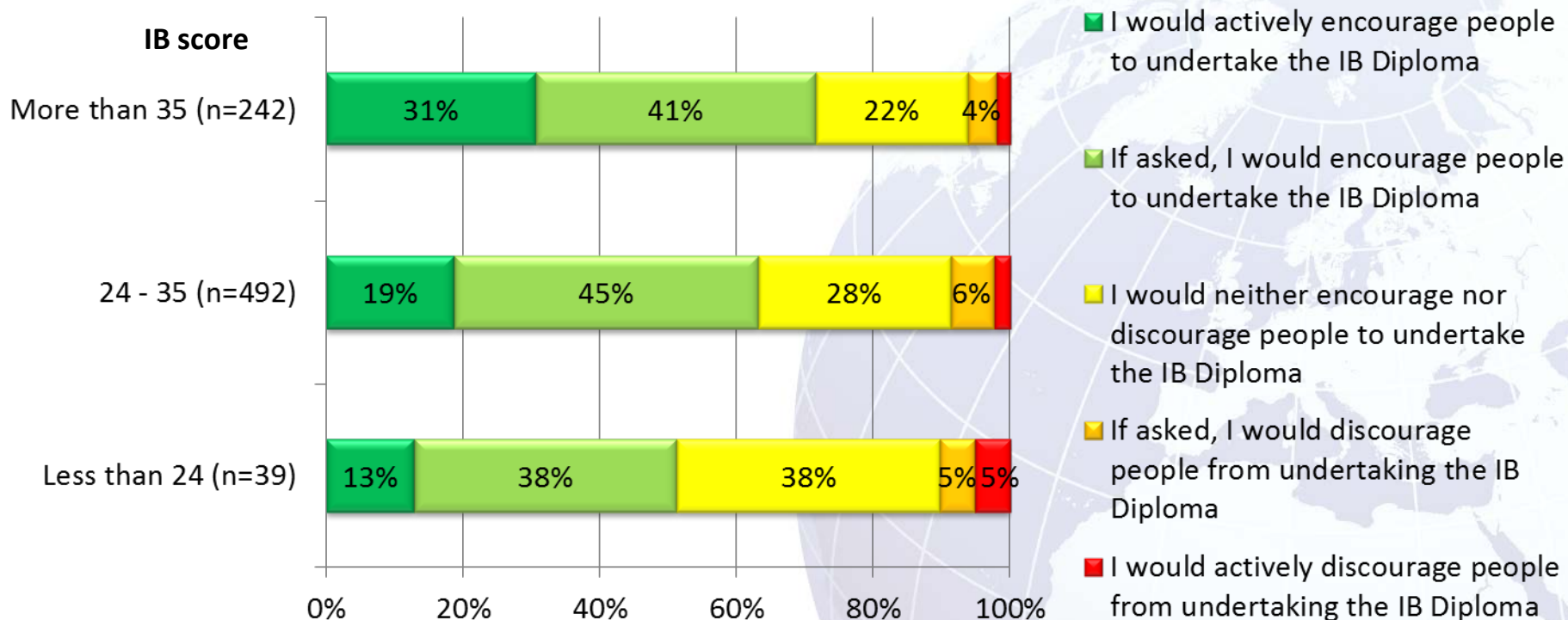
61% of survey respondents would either actively encourage or encourage others to undertake the IB Diploma Programme if asked.



## Section 6

# Recommendation

**Based on your experiences, would you recommend undertaking the IB Diploma Programme to other students?**



Of the graduates with an IB score of higher than 35, 72% would encourage others to undertake the IB Diploma Programme.



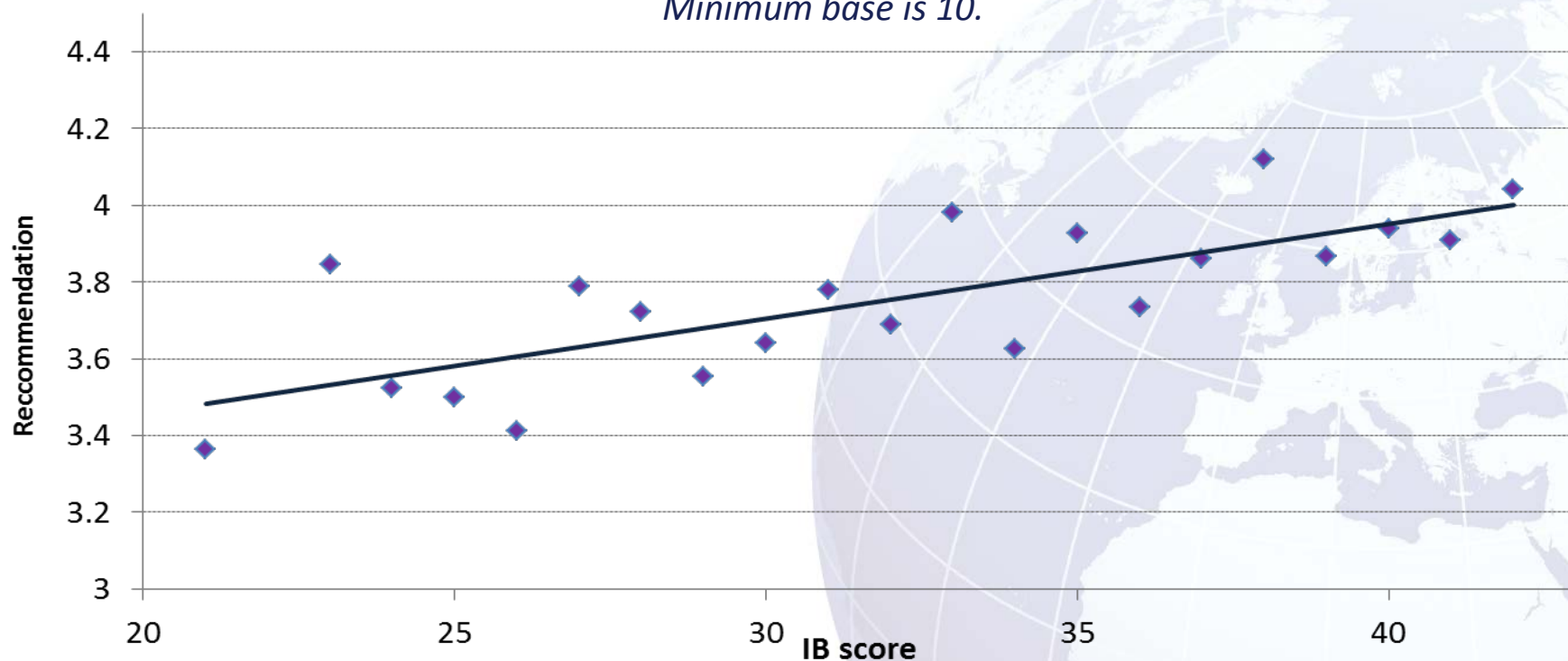
## Section 6

# Recommendation

### Average level of recommendation vs. IB score

(1 = actively discourage, 2 = discourage, 3 = neither encourage nor discourage, 4 = encourage, 5 = actively encourage)

*Minimum base is 10.*



There is a **positive correlation** between the IB score and the likelihood of students to recommend the IB Diploma Programme to others.

## Section 6

# Recommendation

### Open comments

[www.i-graduate.org](http://www.i-graduate.org)

*"You learn many new things than what you would normally learn".*

*"Because many IB knowledge that we learned will be useful in University. This will make the transition to University a lot easier than without taking IB courses".*

*"I was able to learn a lot and grow as a person".*

*"Teaches you valuable time management skills; IB learning material is often more interesting than the local curriculum".*

*"It's challenging but quite rewarding and I feel that what I learned will become extremely beneficial to me in the future".*

*"Teaches students better learning habits".*

The main tenor of the open comments is:  
challenging, preparing.

## Section 6

# Recommendation

### Open comments

[www.i-graduate.org](http://www.i-graduate.org)

*"The programme not only taught me an extended curriculum but also, a different way to approach my learning and understand material".*

*"The IB diploma educates students beyond the curriculum that normal school gives. I have learnt much more studying IB than the Alberta curriculum".*

*"Solid preparation for university, with emphasis on essay writing, critical thinking, team work and self-oriented work/study".*

*"Because, the important part which IB teaches students is that the final result does not matter as much as the process which a student had to go through to attain it".*

*"It is a challenge that helps building confidence and personal commitment".*

The main tenor of the open comments is: challenge, solid preparation, self-oriented.

# Recommendation

## Summary

[www.i-graduate.org](http://www.i-graduate.org)

- Of all survey respondents, 61% would either actively encourage (20%) or encourage others to undertake the IB Diploma Programme, if asked (41%).
- Only 2% of all IB diploma candidate respondents that took part in the survey would actively discourage others to undertake the IB Diploma Programme .
- Of the DP candidate respondents with an IB score of higher than 35, 31% would actively encourage others to undertake the IB Diploma Programme.
- Of the DP candidate respondents with an IB score of under 24, 15% would actively encourage others to undertake the IB Diploma Programme.
- Only 5% of DP candidate respondents with an IB score of under 24 would actively discourage others to undertake the IB Diploma Programme.
- There is only a slight positive correlation between the IB score and the likelihood of students to recommend the IB Diploma Programme to others.

## Thank you!

- 🌐 For further details about the IB and this survey, please contact [recognition@ibo.org](mailto:recognition@ibo.org).
- 🌐 For further information about i-graduate's services contact a member of the i-graduate Research Team ([info@i-graduate.org](mailto:info@i-graduate.org)).
- 🌐 International Graduate Insight Group:

Redhill Chambers  
2D High Street  
Redhill, Surrey  
RH1 1RJ

t +44 (0)1737 772 250  
f +44 207 182 7152  
[info@i-graduate.org](mailto:info@i-graduate.org)  
[www.i-graduate.org](http://www.i-graduate.org)

