

A Handy GRCI Guide to Navigating the **NEW** Library Learning Commons and Virtual Library



LOG INTO THE SITE THROUGH GRCI'S HOMEPAGE OR
library.wrdsb.ca

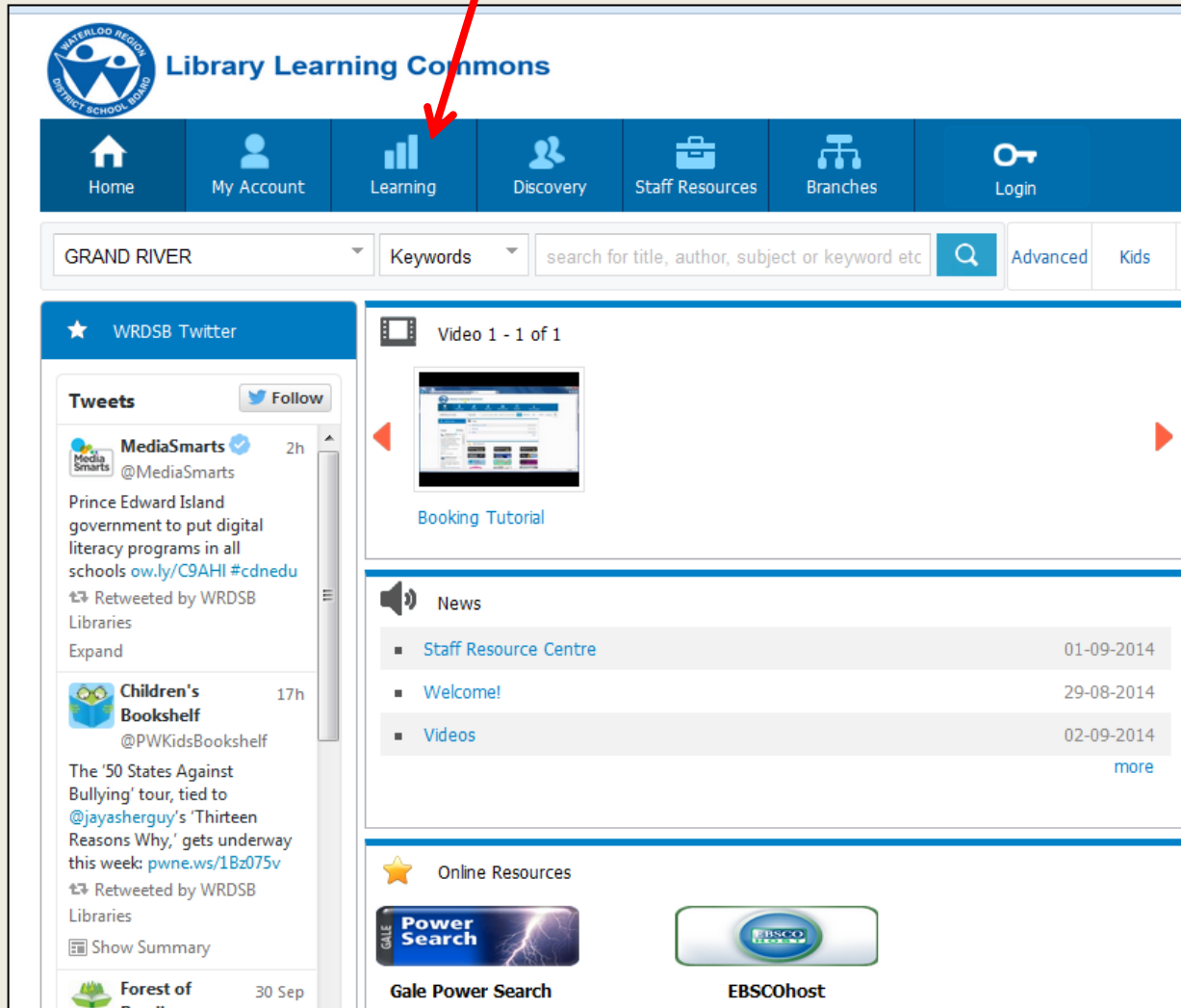
<http://www.keepcalm-o-matic.co.uk/p/keep-calm-its-back-to-business/>

Over the summer, Insignia software replaced Horizon across our system. As with any new technological change, bumps and glitches will be felt. The WRDSB and Insignia are in on-going communication to discuss problems such as: home access, broken links, and the general aesthetics of the site. The IT department has recommended that you log a ticket to indicate areas that are not working or for chronic issues that you are experiencing.

As of now, home access to most of the databases within VL are available; however, you will need passwords from Donna Popplewell.

Thank you for your patience.

This is the homepage of the new WRDSB Library Learning Commons. To reach excellent support materials for teachers and students, click on “Learning” in the top menu.



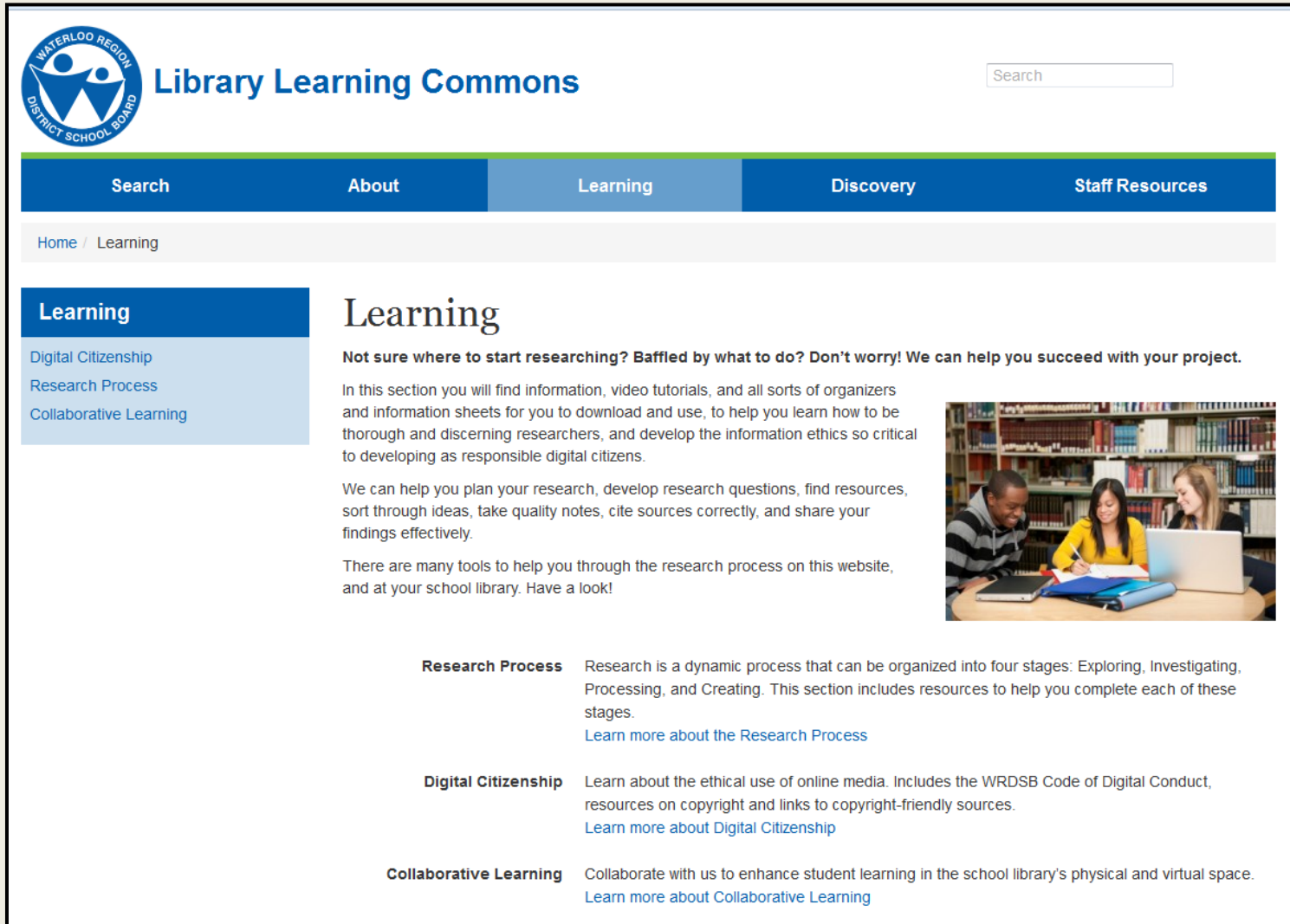
The screenshot displays the homepage of the WRDSB Library Learning Commons. At the top left is the logo for the Waterloo Region District School Board. The main title is "Library Learning Commons". Below this is a blue navigation bar with icons and labels for: Home, My Account, Learning (highlighted with a red arrow), Discovery, Staff Resources, Branches, and Login. Underneath the navigation bar is a search area with a dropdown menu set to "GRAND RIVER", a "Keywords" dropdown, a search input field with the placeholder "search for title, author, subject or keyword etc", a search button, and links for "Advanced" and "Kids". The main content area is divided into three sections. The left section, titled "WRDSB Twitter", shows a list of tweets, including one from MediaSmarts (@MediaSmarts) about digital literacy programs in Prince Edward Island schools, and another from Children's Bookshelf (@PWKidsBookshelf) about a bullying tour. The middle section, titled "Video 1 - 1 of 1", features a video player showing a "Booking Tutorial". The right section, titled "News", lists recent news items: "Staff Resource Centre" (01-09-2014), "Welcome!" (29-08-2014), and "Videos" (02-09-2014). At the bottom, there is an "Online Resources" section with logos for "Gale Power Search" and "EBSCOhost".


A **Learning Commons** is a place for teachers, teacher-librarians and other educational professionals to collaborate to build inquiry learning and critical thinking skills in students. It is a place for technology integration and experimentation; a place that is 'owned' by students and staff alike.

(<http://aslc.ca/blog/what-is-a-learning-commons-anyway>)



From this page, you can link to three main sections:
Digital Citizenship, Research Process and Collaborative Learning.
Within each of these sections, students and teachers can access ready-made support documents and other links.



 **Library Learning Commons**

[Search](#) [About](#) [Learning](#) [Discovery](#) [Staff Resources](#)

[Home](#) / [Learning](#)

Learning

- Digital Citizenship
- Research Process
- Collaborative Learning


Learning

Not sure where to start researching? Baffled by what to do? Don't worry! We can help you succeed with your project.

In this section you will find information, video tutorials, and all sorts of organizers and information sheets for you to download and use, to help you learn how to be thorough and discerning researchers, and develop the information ethics so critical to developing as responsible digital citizens.

We can help you plan your research, develop research questions, find resources, sort through ideas, take quality notes, cite sources correctly, and share your findings effectively.

There are many tools to help you through the research process on this website, and at your school library. Have a look!



Research Process Research is a dynamic process that can be organized into four stages: Exploring, Investigating, Processing, and Creating. This section includes resources to help you complete each of these stages.
[Learn more about the Research Process](#)

Digital Citizenship Learn about the ethical use of online media. Includes the WRDSB Code of Digital Conduct, resources on copyright and links to copyright-friendly sources.
[Learn more about Digital Citizenship](#)

Collaborative Learning Collaborate with us to enhance student learning in the school library's physical and virtual space.
[Learn more about Collaborative Learning](#)

Digital Citizenship focuses on the concept of a digital footprint —> etiquette & responsibilities

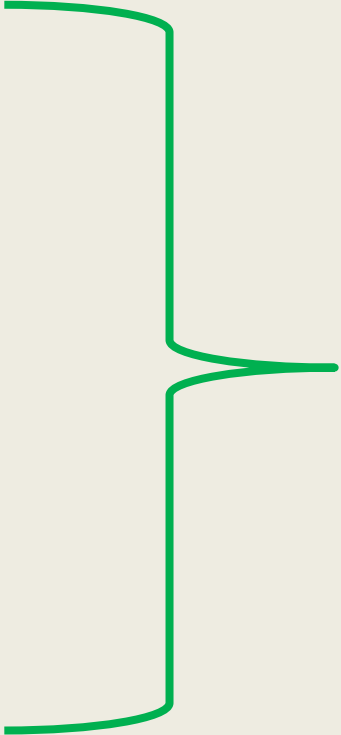


https://chattanoogastate.digication.com/your_digital_footprint/Home//

Research Process focuses on the four stages of Inquiry: Exploration, Investigation, Processing and Creating.

Style guides and writing templates are also located here

Topics and Subtopics
Find the Right Source
Research Starting Points
Search Strategies
Research Questions
Developing Questions
Evaluating Sources
Reading For Information
Note-Taking
Note-Taking Checklist
Note-Taking Templates
Organizing Ideas
Academic Honesty
Plagiarism
Are These My Own Words?
What Must I Cite?
Quoting and Paraphrasing
Style Guides



Helpful and relevant Student Worksheets are available for you on this page

Collaborative Learning focuses on providing information about technology and instruction from other educators and colleagues

Collaborative Learning

Inquiry and Research

Inquiry Planning

Plagiarism-Proof Assignments

Teaching With Technology

Plagiarism-Proof Assignments

Plagiarism can be a serious problem when it comes to inquiry and research assignments. While some plagiarism is deliberate and calculated – a clear case of cheating – some people fall into the plagiarism trap. Unintentional plagiarism is often the product of lack of understanding, poorly-developed research skills, and poor time management.

Sometimes, however, plagiarism is invitational. A poorly-constructed inquiry assignment may unintentionally encourage students to copy and paste information and communicate it without real understanding, because that is all that is demanded of them.

The good news is that an assignment that is plagiarism-proof is also far more likely to foster deeper thinking and understanding in students. Well-constructed inquiry assignments offer opportunities to develop deeper understanding of overall expectations. So how do we create assignments that are plagiarism-proof?

A Plagiarism-Proof Assignment:

Poses a Provocative Essential Question

The assignment invites students to form an opinion – to take a stand and back up their thinking with evidence from their research. For example, instead of asking students to do a project “about” Louis Riel, ask them the question, “Was Louis Riel a patriot or a traitor?”

Why do people plagiarize?



Misunderstand plagiarism



Lack strong research skills

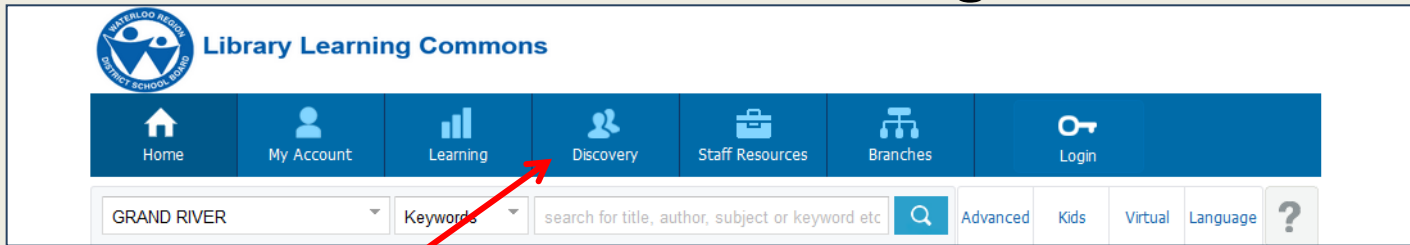


Poor planning



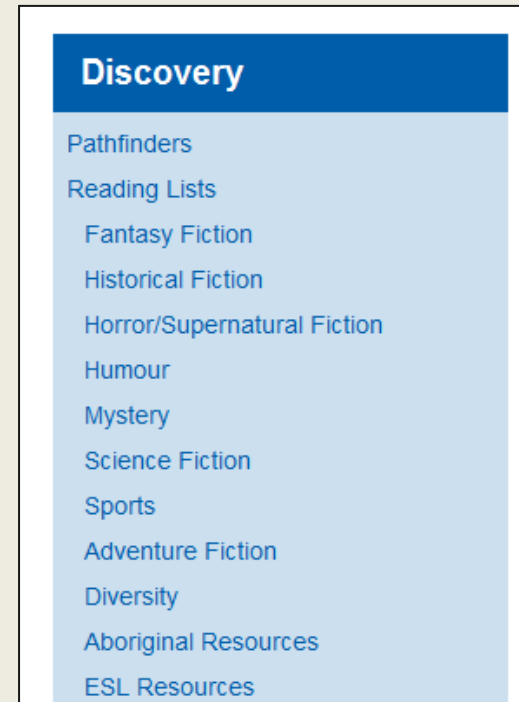
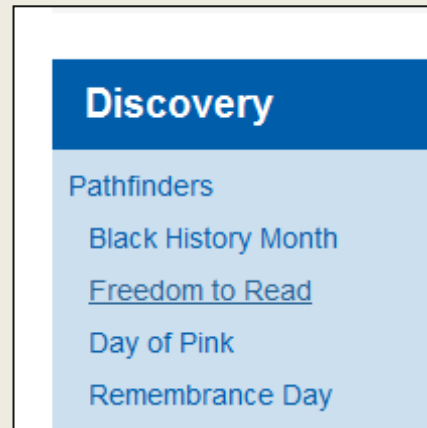
Deliberate cheating

Let's Get Reading!



By selecting Discovery on the LLC homepage, you can locate three main supports connected to literacy and reading.

- *PATHFINDERS
- *READING LISTS
- *OLA FOREST OF READING





Red Maple

Target Audience: Grades 7 and 8
Red Maple includes a fiction list every year, and non-fiction in alternating years.

[Current Fiction Nominees](#)

[Most Recent Non-Fiction Nominees](#)



White Pine

Target Audience: Grades 9-12
White Pine includes a fiction list every year, and non-fiction in alternating years.

[Current Fiction Nominees](#)

[Most Recent Non-Fiction Nominees](#)

Using the Virtual Library: Databases

This site is currently under construction; therefore, you may encounter a temporary glitch or two. However, there are some excellent database collections for you to utilize. Go to [Online Resources-Secondary](#) to access the databases designated for high school students. Here is the icon display that you see on the VL's home page. Clicking onto the icon takes you to that database's search page.

The screenshot displays a grid of 24 database icons arranged in three columns and eight rows. Each icon is accompanied by its name. The top of the page features a search bar, a star icon, and the text 'Online Resources - Secondary'. The databases listed are:

 EbscoHost	 Gale Power Search	 Gale Virtual Reference Library
 InfoTrac Student Edition	 Naxos Music	 Advanced Placement Source
 Canadian Periodical Index Quarterly (C.PI.Q)	 National Newspaper Index	 Literature Resource Center
 Health and Wellness Resource Center	 GREENR	 Global Issues in Context
 Canada in Context	 Science in Context	 Biography in Context
 Britannica School Middle	 Britannica School High	 The Canadian Encyclopedia
 L'Encyclopédie Canadienne	 Our Ontario	 Teen Health and Wellness
 Canadian Points of View Reference Centre	 Literary Reference Centre Plus	 Science Reference Centre
 Novelist Plus	 History Reference Centre	 Canadian Student Research Centre

If you are looking for the Gale-supported databases from year's past, most of them are here! Click on the top icon, titled, **POWER SEARCH**. Power Search houses and lists over 50 additional databases and eBook collections.



A Sample of some of these collections are:

- | | |
|--------------------------------|------------------------------------|
| Academic OneFile | Biography in Context |
| Global Issues in Context | Canada in Context |
| Criminal Justice Collection | Culinary Arts Collection |
| Fine Arts & Music Collection | Health Reference Centre |
| Gender Studies | Physical Therapy & Sports Medicine |
| Psychology Collection | Science in Context |
| Vocations & Careers Collection | Hospitality, Tourism and Leisure |
| World History Collection | National Newspaper Index |
| GREENR | Legal Trac |
| Pop Culture Collection | Diversity Studies Collection |

Staff Resources for the Classroom

The screenshot displays the 'Library Learning Commons' website. The top navigation bar includes 'My Account', 'Learning', 'Discovery', 'Staff Resources', 'Branches', and 'Login'. Below this is a search bar with a 'Keywords' dropdown and a search button. The main content area is divided into several sections: a 'WRDSB Twitter' sidebar on the left, a 'Video 1 - 1 of 1' section in the center showing a 'Booking Tutorial' video player, a 'News' section with a list of items including 'Staff Resource Centre' (01-09-2014), 'Welcome!' (29-03-2014), and 'Videos' (12-09-2014), and an 'Online Resources' section at the bottom featuring logos for 'Gale Power Search', 'EBSCOhost', 'LEARN360', 'curio.ca', and 'NFB'. A red arrow points from the text on the right to the 'curio.ca' logo in the 'Online Resources' section.

The Learning Commons provides access to excellent streamed videos from three sites. The CBC, the NFB, and Learn 360 have provided an incredible collection of older and current programs and videos for classroom use. Simply click on the CURIO, NFB and Learn 360 icons to get to their sites. In Curio's "Channels", you can view News In Review programs from 1990-2014, and thousands of CBC-sponsored programs. The National Film Board offers quality documentaries and movies for all subject areas. Learn 360 houses feature films! Create an account in all sites in order to track your viewings and to create playlists for future lessons.

Access Streaming Videos:
Learn360, NFB, and Curio
(CBC)

***Staff and students can now
access stream videos via the
following sources with your
PAL.***

Learn 360

10,000+ titles, 35,000+ video clips, speeches, images, and activities are housed here. Learn 360 also has an extensive list of commercial feature films. **LOOK AT THIS LIST—IT IS PHENOMENAL!**






Curio (CBC) –includes News-In-Review from 1990 to 2014, an extensive collection of CBC-sponsored programs, different categories for browsing, and a searchable database.

CBC News in Review, The Passionate Eye, Doc Zone, The Nature of Things, Venture, Marketplace, Dragon's Den, Quirks and Quarks, etc

You may be asked to register, just use your board email and password.



National Film Board (NFB):
a comprehensive collection of
NFB's films, searchable by title,
subject or director. You can
create a playlist to edit longer
videos into shorter clips.

There are two ways to access a streaming video. *If you know the source, use Method 1 which will take you to the specific website directly.*

*If you want to discover what are available, use **Method 2** to browse.*

As of Oct. 6, 2014, home access is available ONLY for Learn360.
You may get a login error. Just ignore it!

METHOD 1: Go to the Library Learning Commons and login using your PAL (library.wrdsb.ca). You can also get to the LLC via GRCI's Library webpage. Click one of the icons. (see screenshot below)

The screenshot shows the Library Learning Commons website. At the top left is the logo for the West York District School Board. The main navigation bar includes: Home, My Account, Learning, Discovery, Staff Resources, Branches, and Login. A white box labeled "Your PAL" points to the Login button. Below the navigation bar is a search area with a dropdown menu set to "GRAND RIVER", a "Keywords" dropdown, and a search input field with the placeholder text "search for title, author, subject or keyword etc.". To the right of the search bar are buttons for "Advanced", "Kids", and "Virtual".

On the left side, there is a "WRDSB Twitter" section with a "Follow" button and two tweets. The first tweet is from @BookRiot about Patrick Modiano winning the Nobel Prize. The second is from @PWKidsBookshelf about the author Zilpha Keatley Snyder.

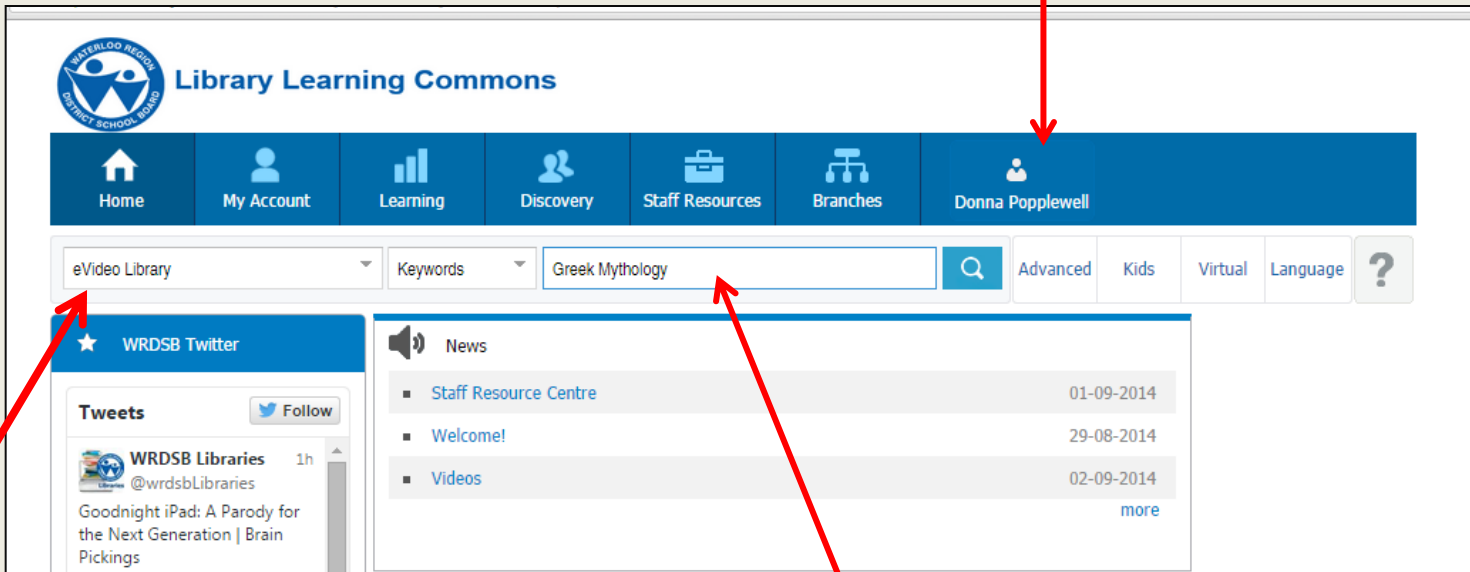
The main content area is divided into two sections. The top section is "News" with a speaker icon, containing a list of items: "Staff Resource Centre" (01-09-2014), "Welcome!" (29-08-2014), and "Videos" (02-09-2014). A "more" link is at the bottom right of this list. The bottom section is "Online Resources" with a star icon, featuring several resource logos: Gale Power Search, EBSCOhost, Learn360, CBC Curio, and NFB. Three red arrows originate from a white box labeled "Pick One" on the right and point to the Learn360, EBSCOhost, and NFB logos.

Your PAL

Pick One

METHOD 2: Go to the [Library Learning Commons](#) and login using your PAL. You can get to the LLC via the GRCI's Library webpage. Change the location from Grand River to eVideo Library and enter the search terms. ****THIS STEP IS VERY IMPORTANT!**

Your PAL



Change location to eVideo Library

Enter Search Terms

Once you have entered the search, the results will appear on the next screen. The following were some of the matches I got when I did a search on Greek Mythology. By looking at the URL, you should be able to determine the source of the video (ie. Nfb. Curio, etc). The titles without a URL are from Learn 360.



The screenshot displays three search results for Greek Mythology videos. Each result includes a placeholder image, a title, publication information, and a set of action buttons. The first result is for 'Oedipus', published in 2011, with a URL from the National Film Board of Canada. The second is 'Percy Jackson & the Olympians: The Lightning Thief', published in 2010, with a link to watch the video. The third is 'Poseidon: Master of the Seas', published in 1995, also with a link to watch the video. Each result has buttons for 'Shelf List', 'Locate It', 'Reserve', and a 'More' dropdown menu.

<input type="checkbox"/>		Oedipus By National Film Board of Canada,il Luster Films. Published: 2011 http://www.nfb.ca/film/oedipus	 Shelf List  Locate It  Reserve More ▾
<input type="checkbox"/>		Percy Jackson & the Olympians: The Lightning Thief Published: 2010 Click here to watch the video	 Shelf List  Locate It  Reserve More ▾
<input type="checkbox"/>		Poseidon: Master of the Seas Published: 1995 Click here to watch the video	 Shelf List  Locate It  Reserve More ▾

Helpful Hint: It is good idea to download a feature film, as their playing time is often longer than the class period. Downloading it allows you to fast-forward and cue the movie for the next viewing period.

Please allow me to assist you in incorporating these resources into course development and assessment, and within your classroom lessons. Inquiry, research, writing, and collaboration are skills that are the heart of our school communities.



<http://bibliotekarsha.wordpress.com/tag/library-marketing/>

INQUIRY-BASED RESEARCH—STAGES OF LEARNING

Inquiry Stage	Step 1 - Exploration	Step 2- Investigation	Step 3- Process	Step 4-Product
Actions	Choose Topic Develop Questions	Design Plan Select Information Find Answers to Questions	Analyze Info Evaluate Ideas Organize Findings	Transfer learning Assess Product Create & Present Product
Learning Goals	-understand forms of questions -develop working thesis for research	-develop plan for research -locate appropriate research -take effective notes -can articulate overall findings of research	-can analyze collected info -sort information into patterns	-can turn collected info into a specified product -can reflect on successes and weaknesses of work
Success Criteria	-can differentiate between types of questions -can apply teacher-guided prompts to plan research --can create a developed (written) hypothesis as the focus for research	-can generate key words for research based on hypothesis -can identify future steps needed to compete research -can generate list of source types for their topic -can apply CRAAP test to sources (identify bias, missing links) in order to evaluate source selection -can select/weed sources -can produce research notes that show collected information -can show correctly paraphrased notes -notes include page numbers and citations info (quotes too) -can edit hypothesis to a redefined thesis according to collected information	-can select, filter and discard details from notes to support thesis -can identify what kind of essay/product design that is most appropriate for product -can sort and categorize collected details into effective arguments	-can locate success criteria (rubric, outlines, drafts, citation styles) as directed by teacher -can identify areas of success in research -can identify areas of improvement and suggest strategies for future projects